

Public Document Pack

Cabinet

Meeting Venue
**Council Chamber - County Hall,
Llandrindod Wells, Powys**

Meeting date
Tuesday, 26 March 2019

Meeting time
10.30 am

For further information please contact
Stephen Boyd
01597 826374
steve.boyd@powys.gov.uk



County Hall
Llandrindod Wells
Powys
LD1 5LG

20 March 2019

Mae croeso i chi siarad yn Gymraeg neu yn Saesneg yn y cyfarfod.
Rhowch wybod pa iaith rydych am ei defnyddio erbyn hanner dydd, ddau ddiwrnod
gwaith cyn y cyfarfod.
You are welcome to speak Welsh or English in the meeting.
Please inform us of which language you wish to use by noon, two working days
before the meeting.

AGENDA

1.	APOLOGIES
-----------	------------------

To receive apologies for absence.

2.	MINUTES
-----------	----------------

To authorise the Leader to sign the minutes of the meetings held on 5th and 12th
March as correct records.

(Pages 3 - 10)

3.	DECLARATIONS OF INTEREST
-----------	---------------------------------

To receive any declarations of interest from Members relating to items to be
considered on the agenda.

4.	PERFORMANCE REPORT QUARTER 3 2018-19
-----------	---------------------------------------------

To consider a report by County Councillor Aled Davies, Portfolio Holder for Finance,
Countryside and Transport.

(Pages 11 - 38)

5.	FINANCIAL OVERVIEW AND FORECAST AS AT 28TH FEBRUARY 2019
-----------	-----------------------------------------------------------------

To consider a report by County Councillor Aled Davies, Portfolio Holder for Finance, Countryside and Transport.

(Pages 39 - 50)

6.	CAPITAL PROGRAMME UPDATE FOR THE PERIOD TO 28TH FEBRUARY 2019
-----------	----------------------------------------------------------------------

To consider a report by County Councillor Aled Davies, Portfolio Holder for Finance, Countryside and Transport.

(Pages 51 - 58)

7.	SCHOOLS SERVICE MAJOR IMPROVEMENTS PROGRAMME 2019-2020
-----------	---------------------------------------------------------------

To consider a report by County Councillor Myfanwy Alexander, Portfolio Holder for Learning and Welsh Language.

(To Follow)

8.	IMPROVEMENT AND ASSURANCE BOARD MINUTES
-----------	------------------------------------------------

To receive for information the minutes of the meeting of the Improvement and Assurance Board held on 30th January 2019.

(Pages 59 - 66)

9.	CORRESPONDENCE
-----------	-----------------------

To receive such correspondence as in the opinion of the Leader is of such urgency as to warrant consideration.

10.	DELEGATED DECISIONS TAKEN SINCE THE LAST MEETING
------------	---------------------------------------------------------

To note the delegated decisions taken since the last meeting.

(Pages 67 - 68)

11.	FORWARD WORK PROGRAMME
------------	-------------------------------

To consider the Cabinet forward work programme.

(Pages 69 - 72)

MINUTES OF A MEETING OF THE CABINET HELD AT COUNCIL CHAMBER - COUNTY HALL, LLANDRINDOD WELLS, POWYS ON TUESDAY, 5 MARCH 2019

PRESENT

County Councillor M R Harris (Chair)

County Councillors A W Davies, MC Alexander, P Davies, J Evans, R Powell and M Weale

The Leader welcomed Dr Caroline Turner to her first meeting of the Cabinet as Chief Executive. She also welcomed representatives of Hay Town Council and Abermule Communities Together.

The Leader received a 1,350 signature petition presented by a delegation from Hay Town Council led by the Mayor, Councillor Trudy Stedman, calling on the Cabinet to reverse the decisions taken on 18 December 2018 in respect of properties in Hay-on-Wye. Councillor Stedman also presented a letter advising that the Town Council was handing back the running of the public toilets to the County Council with effect from 1st April 2019.

1.	APOLOGIES
-----------	------------------

Apologies for absence were received from County Councillor Stephen Hayes.

2.	MINUTES
-----------	----------------

The Leader was authorised to sign the minutes of the meetings held on 12th and 19th February as correct records.

3.	DECLARATIONS OF INTEREST
-----------	---------------------------------

County Councillor James Evans declared a personal and prejudicial interest in item 5 on the agenda, Business Rates High Street and Retail Relief Scheme 2019-20.

4.	2019/20 ANNUAL STRATEGIC REVIEW OF VISION 2025: OUR CIP
-----------	----------------------------------------------------------------

Cabinet considered recommended changes to the activities and performance measures within Vision 2025: Our CIP following the annual review. The Vision had been reviewed to ensure it remained realistic and achievable within the current financial climate.

RESOLVED	Reason for Decision:
That amendments 1 - 66 (set out in Appendix A) for Updating Vision 2025: Our Corporate Improvement Plan 2018-2023 are considered and agreed for	To ensure Vision 2025: Our Corporate Improvement Plan remains realistic and relevant.
	To ensure Vision 2025: Our CIP has a clear delivery plan and that

<p>publication and delivery from April 2019.</p>	<p>all activity is focussed on delivery of the intended outcomes. To strengthen the plan and ensure that the council meets its statutory obligations as outlined in the Well-being of Future Generations (Wales) Act 2015 and the Local Government (Wales) Measure 2009 (Part 1 and 2).</p>
--------------------------------------------------	-------------------------------------------------------------------------------------------------------------------------------------------------------------------------------------------------------------------------------------------------------------------------------------------------

5. BUSINESS RATES HIGH STREET AND RETAIL RELIEF SCHEME 2019-20

County Councillor James Evans left the meeting whilst this item was being considered having declared a personal and prejudicial interest.

Cabinet received details of the Welsh Government Business Rates high street and retail rates relief scheme for 2019-20 to support businesses within the retail sector in Wales. The scheme would benefit occupied retail properties such as shops, pubs and restaurants with a rateable value of £50,000 or less on 1 April 2019. Welsh Government had made a sum of up to £1,080,000 to award to Powys ratepayers during the financial year 2019-20. This was a significant increase on previous funds (£155,000) due to Welsh Government extending current scheme to all retailers and not restricting to those on a high street, and increased the maximum relief per ratepayer from £750 in 2018-19 to £2,500 in 2019-20.

RESOLVED	Reason for Decision
<p>1. That a Business Rates High Street and retail rates relief scheme 2019-20 be established in accordance with section 2 of this report.</p> <p>2. Ratepayers that received high street rates relief in 2018-19 and remain in occupation as at 1 April 2019 be automatically granted this relief for financial year 2019-20.</p> <p>3. New applications for Business Rates high street and retail rates relief 2019-20 under the scheme referred to above shall be delegated to and determined by the Portfolio holder for Finance in consultation with the Head of Financial Services & Section 151 Officer</p>	<p>To adopt a high street and retail rates relief scheme for financial year 2019-20 that meets the requirements to maximise funding available, to support local businesses seeking rate relief and is compliant with Welsh Government guidance.</p>

County Councillor James Evans returned to the meeting. County Councillor Martin Weale joined the meeting.

6. DRAFT RIGHTS OF WAY IMPROVEMENT PLAN

Cabinet considered the draft Rights of Way Improvement Plan. The Plan had been produced following a 3 month consultation process. In presenting the report the Portfolio Holder thanked officers and everyone who had engaged in the consultation and he paid tribute to all the volunteers who maintained the largest network of public rights of way in the UK.

RESOLVED	Reason for Decision
To approve the Draft Rights of Way Improvement Plan set out in appendix 1 to the report and to recommend approval to full Council.	For the Council to uphold its statutory duty to review the Rights of Way Improvement Plan.

7. SCHOOLS SERVICE MAJOR IMPROVEMENTS PROGRAMME 2019-2020

This report was deferred pending consideration of the budget by Council.

8. FINANCIAL OVERVIEW AND FORECAST AS AT 31ST JANUARY 2019

Cabinet considered the financial overview and forecast report as at 31st January 2019. The projected overspend at year end was £2.7m. 49.8% of savings had been delivered with £6.167m yet to be achieved. £3.9m savings included in previous budget plans which remained outstanding, and which were now undeliverable, had been removed from the budget plan for 2019/20. The report also noted a grant of £28,788 Welsh Government Grant to support reducing the need for Children to enter care in 2018/19 of £28,788 has been received. The Portfolio Holder for Youth and Culture updated Cabinet on some of the actions being taken by Children's Services to reduce expenditure.

RESOLVED	Reason for Decision
<ol style="list-style-type: none"> 1. That the contents of the report are noted. 2. To accept the grant of £28,788 from Welsh Government to support reducing the need for children to enter care detailed in paragraph 6.1 of the report. 3. That given the pressure on the 	To monitor the council's financial performance and ensure that spending remains within approved limits and that the 3% minimum general fund reserve is maintained.

<p>revenue budget the Cabinet supports the S151 Officer's requirement to control discretionary expenditure until the end of the financial year.</p>	
-----------------------------------------------------------------------------------------------------------------------------------------------------	--

9.	CAPITAL PROGRAMME UPDATE FOR THE PERIOD TO 31ST JANUARY 2019
-----------	---------------------------------------------------------------------

Cabinet considered the Capital Programme update for the period ended 31st January 2019. The actual spend to the end of January was £50.553m and a further £28.652m had been committed. This left £12.926m or 14.0% of the budget uncommitted at the end of January. The report also set out a number of virements.

The Monitoring Officer referred to the letter received from Abermule Communities Together which had been forwarded to the Cabinet along with the Deputy S151 Officer's response.

RESOLVED	Reason for decision
1. That the contents of the report are noted.	To outline the capital budget position as at 30th November 2018.
2. That the virements proposed in section 2 of the report are approved and those virements over £500,000 are recommended to Full Council.	To ensure appropriate virements, are carried out to align budgets with spending plans.

10.	CORRESPONDENCE
------------	-----------------------

There were no items of correspondence reported.

11.	DELEGATED DECISIONS TAKEN SINCE THE LAST MEETING
------------	---------------------------------------------------------

Cabinet noted the delegated decisions taken since the last meeting.

12.	FORWARD WORK PROGRAMME
------------	-------------------------------

The Monitoring Officer asked Portfolio Holders to work with their Heads of Service to ensure that the Cabinet forward work programme was kept up to date.

County Councillor M R Harris (Chair)

This page is intentionally left blank

MINUTES OF A MEETING OF THE CABINET HELD AT COUNCIL CHAMBER - COUNTY HALL, LLANDRINDOD WELLS, POWYS ON TUESDAY, 12 MARCH 2019

PRESENT

County Councillor M R Harris (Chair)

County Councillors A W Davies, MC Alexander, P Davies, J Evans, S M Hayes and R Powell

1.	APOLOGIES
-----------	------------------

Apologies for absence were received from County Councillor Martin Weale.

2.	DECLARATIONS OF INTEREST
-----------	---------------------------------

County Councillor A Davies declared a personal and prejudicial interest in agenda item 3 Llanfyllin All-Through School.

County Councillor M Alexander declared a personal and prejudicial interest in agenda item 4 Banw C.P. School and Llanerfyl C.in W. (Foundation) School.

3.	LLANFYLLIN ALL-THROUGH SCHOOL
-----------	--------------------------------------

County Councillor Aled Davies left the meeting during discussion of this item having declared a prejudicial interest.

Cabinet considered responses to the consultation on proposals to Llanfyllin C.P. School and Llanfyllin High School and establish a new bilingual all-through school for pupils aged 4-18 on the current sites of Llanfyllin C.P. School and Llanfyllin High School. Of 63 responses received, 40 had agreed with the proposal. Cabinet also had details of the discussion in Council on 7th March and responses to issues that had been raised. Cabinet was advised that the establishment of an all-through school would not prejudice any future decisions on school modernisation in the area.

RESOLVED	Reason for Decision
i) To receive the Consultation Report and the views of Full Council in respect of establishing an all-through school in Llanfyllin.	To understand the issues raised during the consultation period.
ii) To approve the publication of a statutory notice to close both Llanfyllin C.P. School and Llanfyllin High School from the 31st August 2020, and open a new bilingual all-through	To provide stability and security of local provision.

<p>school for pupils aged 4-18 on the sites currently occupied by Llanfyllin C.P. School and Llanfyllin High School from the 1st September 2020.</p>	
------------------------------------------------------------------------------------------------------------------------------------------------------------------------	--

County Councillor Aled Davies returned to the meeting.

4.	BANW C.P. SCHOOL AND LLANERFYL C. IN W. (FOUNDATION) SCHOOL
-----------	--------------------------------------------------------------------

Cabinet considered the responses received to the consultation on proposals to close Banw C.P. School and Llanerfyl C. in W. (Foundation) School and to establish a new school to establish a new Welsh-medium Voluntary Aided primary school on the current site of Banw C.P. School. 83% of respondents had agreed with the proposal to merge the two schools, with 61% supporting the Banw C.P. School site and 36% the Llanerfyl C. in W. School site. Cabinet also had details of the issues raised in the debate in Council on 7th March and responses to those issues.

Several Cabinet members referred to the information they had received from parents by email and indicated that they wanted to defer taking a decision so that the information could be checked.

County Councillor Alexander left the meeting having declared an interest.

Cabinet was advised that provided a decision was made before the end of April, and the statutory notice was published on 1st May 2019, a new school could open from 1st September 2020.

RESOLVED	Reason for Decision
To defer consideration to a date in April.	To allow further information received to be checked.

County Councillor M R Harris (Chair)

CYNGOR SIR POWYS COUNTY COUNCIL.

CABINET EXECUTIVE

26th March 2019

REPORT AUTHOR: County Councillor Aled Davies
Portfolio Holder for Finance, Countryside and Transport

SUBJECT: Performance Report Quarter 3 2018-19

REPORT FOR: Decision

1. Summary

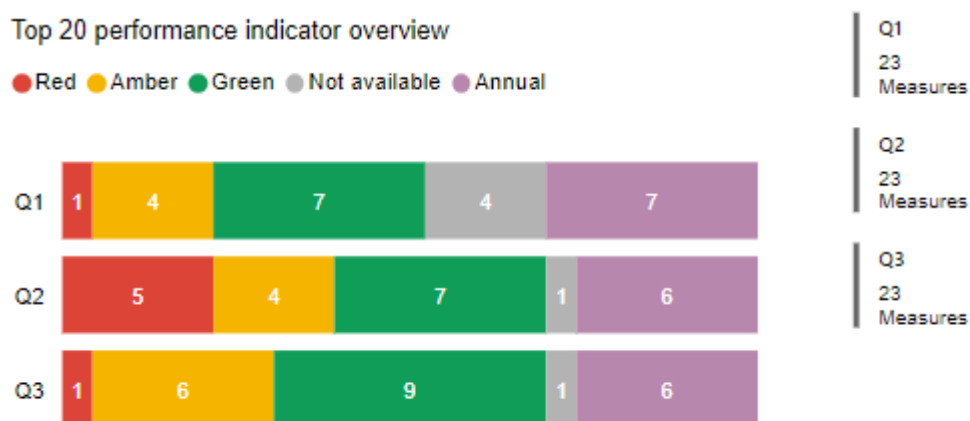
1.1 This report provides a Quarter 3 2018-19 update against:

- Top 20 Performance Indicators (Appendix A)
- Corporate Improvement Plan 2018-2023 (CIP)
- Public Accountability Measures 2018-2019
- The Strategic Equality Plan 2016 - 20
- Quality Assurance

2. Top 20 Performance Indicators (PIs)

2.1 The full detail of the Top 20 PIs can be found in Appendix A. It should be noted that when some measures are broken down into their subsections there are then 23 measures used in this comparison.

At the end of Quarter 3 the performance of the PIs is reported as follows:



2.2 From the graph above of the 9 green measures, 7 of these remain on target from the previous quarter and 2 have improved from the previous quarter. These 2 are;

- Average number of working days taken to clear fly-tipping incidents

- Percentage of calls answered within timescale (58% 1st qtr. – 97.47% 3rd qtr.)

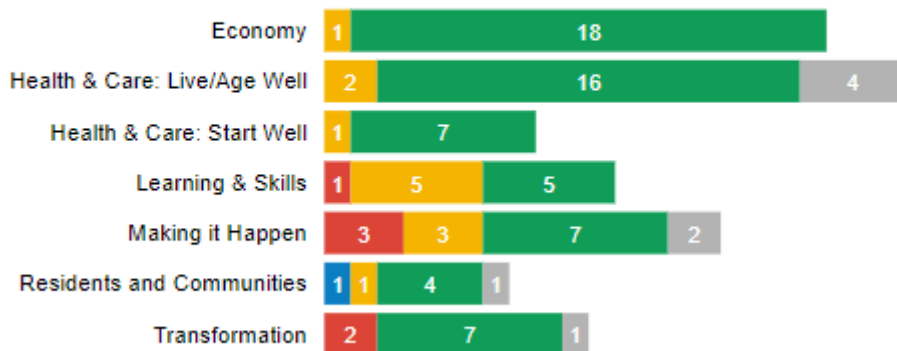
2.3 There is however 1 RED measure remaining but this is a drop from 5 RED measures reported in the previous quarter. For more detail please see (Appendix B (1.) (Exceptions Report of Top 20).

3. Corporate Improvement Plan 2018-2023

3.1 At the end of quarter 3 the performance of high level activities and measures are reported, as follows:

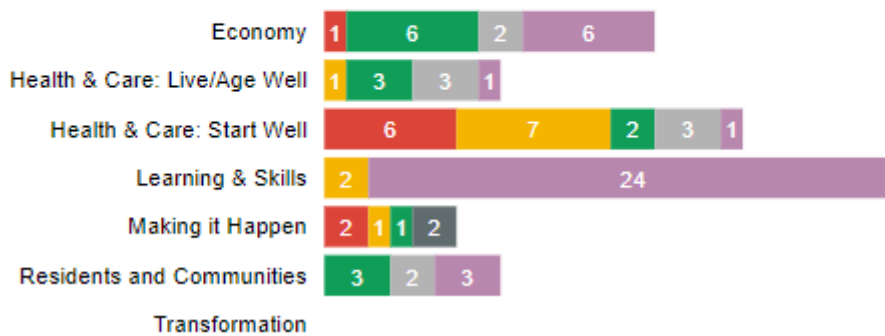
High Level Activities

● Blue ● Red ● Amber ● Green ● No data



Measures

● Red ● Amber ● Green ● No Data ● No Target ● Annual



3.2 At the end of December 2018 it is pleasing that 71% of high level activities due to be delivered in the CIP are on track or delivered.

Key achievements include;

- The Council have successfully achieved completion of its Welsh Housing Quality Standard (WHQS) programme.


- Appointment of permanent CEO Dr Caroline Turner
- Finalisation of councils new operating model
- Introduction of a new Transformation Delivery Board to take forward the Organisations transformation programme
- Launch of Wellbeing information bank to enable data to be more accessible than ever, with live, interactive dashboards that are packed full of data about Powys
- The number of people supported with technology enabled care continues to grow. Feedback captured is continuing to evidence that individuals and unpaid carers are reporting positive outcomes.
- Tri town venture launched - Three Powys towns have joined forces to boost their economies and share ideas around how best to sustain and support public services in their respective communities.
- Care Inspectorate Wales report highlighted that Children's services have achieved significant improvements in certain areas, and some improvement in others. There continue to be areas of practice where we have serious concerns.
- Local transport grants boost - Over £1.8m of grants to help fund local transport schemes in the county has been secured.
- Powys County Council Care Homes – the invitation to tender was undertaken in Quarter 3 with meetings and negotiations with bidders underway for the exciting opportunity of taking over the running of Powys County Council owned care homes.

3.3 However, 7% of high level activities due to be delivered in the CIP that are not on track with major issues and 11% of measures are RED. For more detail please see of Appendix B (2.) (Exceptions Report of CIP) It should be noted that for activities only those where remedial action is deemed appropriate have been included. It is proposed that the actions listed in Appendix B are carried out by the timescales set to ensure that action is taken to bring performance back on track and that a complete view of CIP performance can be reported in Q4.

4. Public Accountability Measures 2018-19 (PAMs)

- 4.1 It was agreed that from Quarter 3 onwards the PAMs will be individually monitored and reported back to cabinet as part of this report.

At the end of Quarter 3 the performance of the PAMs is reported as follows:



- 4.2 At the end of December 65% (11) of measures that have data available for quarter 3 are meeting or exceeding target;

The following measures are highlighted as they are currently exceeding both this years target and last years performance;

- PAM/012 - Percentage of households successfully prevented from becoming homeless
- PAM/018 - Percentage of planning applications determined in time
- PAM/030 - Percentage of waste reused, recycled or composted


- 4.3 However, 21% (4) of the are RED or have no RAG available. For more detail please see Appendix B (3.) (Exceptions Report of PAMs).

5. The Strategic Equality Plan 2016 – 20 (SEP)

5.1 At the end of December, the performance of the SEP objective actions and measures are reported, as follows:

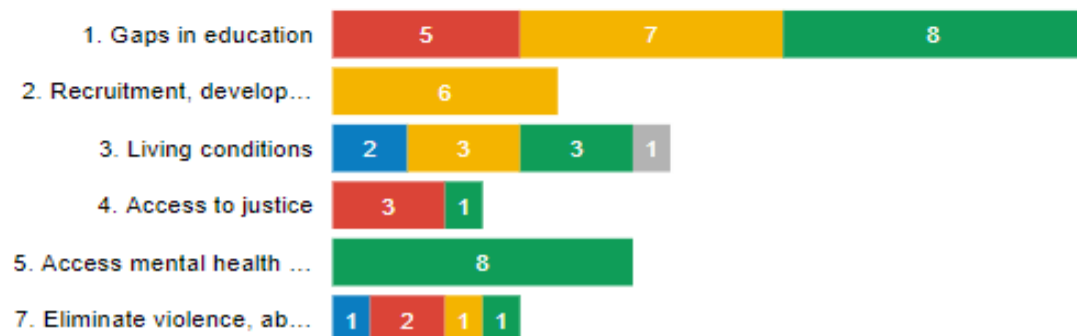
Strategic Equality Plan Objective Actions

● Blue ● Red ● Amber ● Green ● No Data



Strategic Equality Plan Objective Measures

● Blue ● Red ● Amber ● Green ● No Data



5.2 At the end of December 50% of objectives in the SEP are on track or completed with 46% of measures meeting the same criteria. Highlights include;

- The completion and implementation of the Homelessness project to tackle and prevent homelessness over the coming years.
- The continued delivery by children's services of KiVa (a research-based antibullying program) in Powys.
- Adult Services continuing to work with PTHB, collaboratively with the third sector and the National Mental Health Service User and Carer Forum to ensure that the views and experiences of service users are at the heart of work to improve staff values, skills and attitudes and ensure that people are treated with dignity and respect.

5.3 However, 17% of objectives and 22% of measures are RED or have no return available. For more detail please see Appendix C (SEP April to December Exception Report).

6. Quality Assurance (QA)

6.1 The position at the end of the 3rd quarter is that only the following departments completed the new QA monitoring template: Leisure and Recreation, Customer Services and ICT. Further work will be completed with services in line with the performance reporting timetable to ensure by the end of the year a complete council overview can be supplied.

7. Preferred Choice and Reasons

N/A

8. Impact Assessment

8.1 Is an impact assessment required? No

8.2 If yes is it attached? Yes/No

9. Corporate Improvement Plan

9.1 Report contains detailed performance against the CIP 2018-23

10. Local Member(s)

10.1 This report impacts all Members equally and does not affect local Members individually.

11. Other Front Line Services

Does the recommendation impact on other services run by the Council or on behalf of the Council? Yes

12. Communications

Have Communications seen a copy of this report? Yes
Communications Comment: The report is of public interest and requires use of news release and appropriate social media to publicise the recommendation.

13. Support Services (Legal, Finance, Corporate Property, HR, ICT, Business Services)

13.1 Legal: Professional Lead for Legal Services notes the content of the report and supports the recommendations contained. Legal Services will support the relevant service area in furtherance of their objectives, as and when possible

13.2 Finance: The Finance Business Partner notes the content of the report.

14. Scrutiny

Has this report been scrutinised? No

15. Statutory Officers

15.1 The Solicitor to the Council (Monitoring Officer) commented as follows: "I note the legal comments and have nothing to add to the report.

15.2 The Head of Financial Services (Deputy Section 151 Officer): The 151 Officer notes the content of the report.

16. Members' Interests

The Monitoring Officer is not aware of any specific interests that may arise in relation to this report. If Members have an interest, they should declare it at the start of the meeting and complete the relevant notification form.

Recommendation:	Reason for Recommendation:
The above actions (2.3, 3.3, 4.3 & 5.3) for Cabinet and Executive Management Team are approved and resources allocated to complete them.	To ensure the council can provide appropriate and timely reporting against the Top 20 PIs, CIP, PAMs & SEP

Relevant Policy (ies):	CIP 2018-23; Performance Management and Quality Assurance Framework		
Within Policy:	Yes	Within Budget:	Yes

Relevant Local Member(s):	All Members
----------------------------------	--------------------

Person(s) To Implement Decision:	Executive Management Team
Date By When Decision To Be Implemented:	

Contact Officer: Emma Palmer
Tel: 01874 612217
Email: emma.palmer@powys.gov.uk

Background Papers used to prepare Report:

Appendix D - BRAG (Blue, Red, Amber & Green) status definitions

This page is intentionally left blank

Top 20 - Performance Measurement Tracker - 2018/19

Appendix A

Performance Measures	Timescale	2016/17 Actual	2017/18 Actual	Welsh Average 2017/18	Target 2018/19 inc profiled	2018/19				Trend
						Q1	Q2	Q3	Q4	
<p>Percentage of planning applications determined in time</p> <p>Owner = Nigel Brinn Lead Member = Cllr Martin Weale</p>	Quarterly	N/A	88.10%	88.50%	87%	88%	90.20%	91.69%		↑
						<p><u>Commentary</u></p> <p><u>Q3</u> Performance Target currently being achieved.</p>				
<p>Number of additional affordable housing units delivered per 10,000 households</p> <p>Owner = Nigel Brinn Lead Member = Cllr James Evans</p>	Annual	N/A	N/A	N/A	18.5					
						<p><u>Commentary</u></p> <p><u>Q3</u> Annual measure.</p>				
<p>Proportion of revenue spend with Powys based suppliers/providers</p> <p>Owner = David Powell Lead Member = Cllr Martin Weale</p>	Quarterly	27%	27%	N/A	Annual = >2% Q1 = Q2 = Q3 = Q4 =	30%	30%	29%		↓
						<p><u>Commentary</u></p> <p><u>Q3</u> This 3rd quarter is at 29% which on target (2% increase). The overall YTD position still remains at 30%. This quarter has seen £14.1m Pound spent with local suppliers.</p>				

Performance Measures	Timescale	2016/17 Actual	2017/18 Actual	Welsh Average 2017/18	Target 2018/19 inc profiled	2018/19				Trend
						Q1	Q2	Q3	Q4	
Percentage of assessments completed for children within statutory timescales Owner = Ali Bulman Lead Member = Cllr Rachel Powell	Quarterly	N/A (due to change of system)	N/A (due to change of system)	N/A	95%	93.83%	80%	85%		↑
						<u>Commentary</u> Q3 The number of care and wellbeing assessments completed within timescale has not met target for the quarter. This is due to the large number of outstanding historic assessments being cleared by teams during October and November. All historic assessments were completed with the exception of 2 assessments during this period which allowed for the performance in December to reach 94%.				
Percentage of LAC statutory visits carried out within timescale Owner = Ali Bulman Lead Member = Cllr Rachel Powell	Quarterly	N/A (due to change of system)	N/A (due to change of system)	N/A	95%	89.12%	79%	93%		↑
						<u>Commentary</u> Q3 Performance in relation to Children looked After Statutory visits being undertaken in timescale is improving. This performance has not yet reached target due to staffing difficulties within teams such as turnover, sickness and difficulties in recruiting agency staff. The implementation of the Children's Services restructure will address the workforce issues and stabilise the workforce. Enhanced reporting in this area has supported the teams in planning and monitoring performance.				

Performance Measures	Timescale	2016/17 Actual	2017/18 Actual	Welsh Average 2017/18	Target 2018/19 inc profiled	2018/19				Trend
						Q1	Q2	Q3	Q4	
Percentage of CP statutory visits carried out within timescale Owner = Ali Bulman Lead Member = Cllr Rachel Powell	Quarterly	N/A (due to change of system)	N/A (due to change of system)	N/A	95%	83.71%	80%	88%		↑
<u>Commentary</u> Q3 Performance in relation to Child Protection Statutory visits has not reached the target set by the service. Challenges with recruitment, retention and staff sickness has impacted performance in this area. There has been a significant increase in the numbers of children on the child protection register over the past 3 months which has also impacted performance due to the increased demand in visits required.										
Percentage of adult enquires completed within statutory timescales Owner = Ali Bulman Lead Member = Cllr Stephen Hayes	Quarterly	N/A (due to change of system)	Annual = 66.00% Q1 = 70.77% Q2 = 58.64% Q3 = 57.87% Q4 = 75.62%	TBC	100%	90.87%	96.46%	96.26%		↑
<u>Commentary</u> Q3 Enquiries completed within statutory timescales continue to consistently remain above 90% (October 93%, November 100%, December 96%)										
Average time from referral to delivery of service Owner = Ali Bulman Lead Member = Cllr Stephen Hayes	Quarterly	N/A (due to change of system)	Annual = Q1 = Q2 = Q3 = Q4 =	TBC	TBC	*see comment	*see comment	*see comment		N/A
<u>Commentary</u> Q3 Work has been undertaken in quarter 3 regarding service provision/placements. Brokered Services are reported via the monthly performance report. The Service will consider in Quarter 4 how non-brokered delivery of service can be reported/captured										

Performance Measures	Timescale	2016/17 Actual	2017/18 Actual	Welsh Average 2017/18	Target 2018/19 inc profiled	2018/19				Trend
						Q1	Q2	Q3	Q4	
No. of persons (per 1000 population) aged 75 and over who experience a delay in returning to their own home or social care setting following hospital treatment Owner = Ali Bulman Lead Member = Cllr Stephen Hayes	Quarterly	1.4	1.53	1.18	1.53	1.27	0.87	1.1		↓
<u>Commentary</u> Q3 The green rating is a statistical anomaly and does not reflect reality of the situation which should be amber. Adult Social Care continue to work with colleagues in Powys Teaching Health Board. Challenges remain across the county with the move into Winter and Winter pressures in respect of domiciliary care hours. Providers have capacity issues across the county and are not bidding for work which is having a significant impact upon the transfer of care home.										
Capped 9 Score Owner = Ian Budd Lead Member = Cllr Myfanwy Alexander	Annual	N/A	366	351	Annual = 370		*see comment			↓
<u>Commentary</u> Q3 Provisional year end figure for academic year 2017/18 is 362										
Percentage of pupil attendance in primary schools Owner = Ian Budd Lead Member = Cllr Myfanwy Alexander	Termly	95.70%	95.50%	94.90%	97%	*see comment	*see comment	95.40%		N/A
<u>Commentary</u> Q3 Figure is for September to December 2018 ie. School Autumn Term 2018 figures										

Performance Measures	Timescale	2016/17 Actual	2017/18 Actual	Welsh Average 2017/18	Target 2018/19 inc profiled	2018/19				Trend
						Q1	Q2	Q3	Q4	
Percentage of pupil attendance in secondary schools Owner = Ian Budd Lead Member = Cllr Myfanwy Alexander	Quarterly	95%	94.60%	94.10%	96%	*see comment	*see comment	93.90%		N/A
						<u>Commentary</u> Q3 Figure is for September to December 2018 ie. School Autumn Term 2018 figures				
Percentage of Year 11 leavers not in Education, Training or Employment (NEET) Owner = Ian Budd Lead Member = Cllr Myfanwy Alexander	Annual	1.9	0.9	1.6	Annual = <1.9%					
						<u>Commentary</u> Q3 Annual Measure				
Rate of permanent exclusions in Powys schools per 1000 pupils Owner = Ian Budd Lead Member = Cllr Myfanwy Alexander	Termly	0.7	0.7 (provisional)	0.2	0.7	*see comment	*see comment	0.12		N/A
						<u>Commentary</u> Q3 Figure is for September to December 2018 ie. School Autumn Term 2018 figures				

Performance Measures	Timescale	2016/17 Actual	2017/18 Actual	Welsh Average 2017/18	Target 2018/19 inc profiled	2018/19				Trend
						Q1	Q2	Q3	Q4	
% of A, B, C roads in poor condition Owner = Nigel Brinn Lead Member = Cllr Phyl Davies	Annual	(A) 3.5% (B) 5.5% (C) 24.4%	(A) 3.9% (B) 5.7% (C) 23%	(A) 3.7% (B) 4.3% (C) 14.1%	(A) 4% (B) 7% (C) 30%					
<u>Commentary</u> Q3 Annual Measure										
% of waste reused, recycled or composted Owner = Nigel Brinn Lead Member = Cllr Phyl Davies	Quarterly	64.34%	60.32%		58%	63.41%	61.94%	62.46%		↑
<u>Commentary</u> Q3 The 62.46% is still above the statutory target for this year. The target increases to 64% for 19/20 and considerable increases thereafter which will require not only increasing different streams of recycling but bringing in new avenues to meet the target.										
% of streets that are clean Owner = Nigel Brinn Lead Member = Cllr Phyl Davies	Quarterly	N/A	N/A	95.80%	90%	93.30%	93.30%	91.80%		↓
<u>Commentary</u> Q3 Exceeding target										

Performance Measures	Timescale	2016/17 Actual	2017/18 Actual	Welsh Average 2017/18	Target 2018/19 inc profiled	2018/19				Trend
						Q1	Q2	Q3	Q4	
Average number of working days taken to clear fly-tipping incidents Owner = Nigel Brinn Lead Member = Cllr Phyl Davies	Quarterly	N/A (due to change of system)	N/A (due to change of system)	N/A	5 days	4.54 days	6.6 days	5.07 days		↑
<u>Commentary</u> Q3 This is an improvement on the previous quarter due to the changes implemented in the service now settling in as reported in quarter 2.										
% of calls answered within timescale Owner = EMT Lead Member = Cllr Rosemarie Harris	Quarterly	N/A	N/A	N/A	90%	58.10%	72%	97.47%		↑
<u>Commentary</u> Q3 Performance has improved due to 1 fte returning to work from long term sick and 3 fixed term staff being employed until the end of March.										

Performance Measures	Timescale	2016/17 Actual	2017/18 Actual	Welsh Average 2017/18	Target 2018/19 inc profiled	2018/19				Trend
						Q1	Q2	Q3	Q4	
Number of working days/shifts per FTE employee lost due to sickness absence Owner = EMT Lead Member = Cllr James Evans	Quarterly	8.91 days	9.74 days	10.4 days	9 days	2.28 days	1.91 days	2.47 days		↓
Commentary <u>Q3</u> Cumulative figure for the first 9 months of the financial year is 6.57 days. The figure for the last 12 months is 9.47 days										
Number of new local proposals for Improvement and Formal Recommendations Owner = EMT Lead Member = Cllr Rosemarie Harris	Quarterly	N/A	35	N/A	<35	0	0	0		↔
Commentary <u>Q1</u> <u>Q2</u> <u>Q3</u> <u>Q4</u>										

1. Top 20 Performance Indicators (PIs)

Service Lead	Measure	Issue	Remedial Action	By When And Officer Responsible
Childrens Services	Percentage of assessments completed for children within statutory timescales	RED against Target	Clear Historic Assessments - All historic assessments were completed with the exception of 2 assessments during this period which allowed for the performance in December to reach 94%.	Jan Coles 30 th Nov 2019
Adult Services	Average time from referral to delivery of service	Unable to report	The Service have considered their ability to accurately report on non-brokered services and have concerns about how accurate this will be and the amount of time it will take to do this manually on a service by service basis. The decision therefore was to revise wording/reporting as follows - "Average time from referral to service delivery for brokered services". Report to be written to provide data	Dylan Owen

2. Corporate Improvement Plan 2018-2023 (CIP)

CIP Priority:	CIP Activities/Measures	Issue	Remedial Action	By When And Officer Responsible
Service Lead				
Economy	CIP Measures			
Housing & Community Development	By 2022, over 150 people have progressed to employment as a result of their participation in Council operated employability activities.	Target for the year is 48, currently at 25.	Cumulatively over the year so far 24 have left into employment from Workways+ and 1 from Communities for Work+. Communities for Work+ is a relatively new project which has a broader age range than Workways +, which focuses on age 54 plus. Already the numbers being assisted are growing under the new project and some have completed work specific training. Actions will be taken by end of April 2019 to give extra support and encouragement for those who have completed training to secure employment.	Annette Jones April 2019
Housing & Community Development	An increase in more technically skilled jobs and economic growth in the technical and motor industry as a result of securing investment funding from the Mid Wales Growth Zone.	Not started	Progress not anticipated until Mid-Wales Growth Deal is agreed and projects established.	Lisa Griffiths
Housing & Community Development	By 2023 we will build 250 new affordable homes in areas where they are most needed across the county	Not started	Programme to deliver works starts in April 2019	Mark Davies/Dafydd Evans End of 2023
CIP Priority:	CIP Activities/Measures	Issue	Remedial Action	By When And Officer Responsible
Service Lead				
Health & Care	CIP Measures			
Childrens Services	Improved emotional and mental well-being amongst children and young people (baseline to be established)	Can't RAG status as no baseline figure.	Baseline figure for 2018-19 will be established. As part of the annual review of Vision 2025: Our CIP cabinet have agreed to refine the wording of this measure to be more specific about the service outcomes it is monitoring (i.e. counselling services)	John Morgan April 2019
Childrens Services	A safe reduction in the number of children living away from their families, especially in placements outside the	The numbers of children entering care are increasing, in common with the national picture with Children's Services across Wales. Bringing a child into our	The refocussing of resources on early help work will ensure we provide assistance to families at the time that is right for them, in	Barry Kirwan 31 st March 2019

	county from 204 (in Feb 2018) to 180 by 2018/19	care should be a last resort after all other options have been explored.	order to prevent escalation to statutory services. The development of Edge of Care service provision as part of the new structure will not only work to prevent the need for children coming into care but will also work to return children home safely as quickly and as possible.	
Childrens Services	An increase in the percentage of assessments completed for children within statutory timescales from 53% (in Feb 2018) to 100% by 2018/19	The number of care and wellbeing assessments completed within timescale has not met target for the quarter. This is due to the large number of outstanding historic assessments being cleared by teams during October and November.	Clear Historic Assessments - All historic assessments were completed with the exception of 2 assessments during this period which allowed for the performance in December to reach 94%.	Jan Coles 30 th Nov 2019
Childrens Services	A reduction in the percentage of children looked after on 31 March who have had three or more placements during the year from 12.7% (in Feb 2018) to 6% by 2018/19	The number of children experiencing 3 or more placement moves has decreased to 11% for Q3. Some of these children have moved into permanent placements or home which is positive. This performance is 1% of the Welsh National Average.	Work continues to increase the number of placements available in Powys both Foster Placements and utilising the external residential establishments within Powys. One of Children's Services key aims is to return children closer to Home and move to children to a placement of permanence.	Barry Kirwan 30 th April 2019
Childrens Services	Reduction in out of county placements (this was 70 in Feb 2018)	Figure is off target at 78	Work continues to increase the number of placements available in Powys both Foster Placements and utilising the external residential establishments within Powys. One of Children's Services key aims is to return children closer to Home and move children to a placement of permanence.	Barry Kirwan 30 th April 2019
Childrens Services	Percentage of initial health assessments completed within 20 days from 67% to 100% by 2018/19	44% not completed due to the placement notification being received outside statutory timescales. 12% delayed because consent not received from SW. % based on 16 cases.	Change of Senior Manager responsible for Children Looked After and Safeguarding. Implementation of the new Children's Services structure will establish a Through Care Team which will focus on CLA and process in and out of care. Performance will be monitored through Corporate Parenting Board.	Jan Coles 30 th April 2019
Childrens Services	Percentage of review health assessments completed within 6 months (under 5 years)/ 12 months (over 5 years) from 97% to 100% by 2018/19	40% overdue with 30% of these being for children OOC. 10% were delayed because consent not received from Social Worker. % based on 30 cases.	Change of Senior Manager responsible for Children Looked After and Safeguarding. Implementation of the new Children's Services structure will establish a Through Care Team which will focus on CLA and process in and out of care. Performance will be monitored through Corporate Parenting Board.	Jan Coles 30 th April 2019
CIP Priority:	CIP Activities/Measures	Issue	Remedial Action	By When And Officer Responsible
Service Lead				
Learning & Skills	CIP Activities			
Education	We will develop a highly skilled workforce, where skills match the needs of the local economy, by: - Taking action to develop a new county-wide sixth form delivery model with an attractive and broad ranging academic and vocational curriculum by 2020 - Forging stronger and more accessible further and higher education provision in partnership with providers	The review is ongoing and will be considered in the spring term.	The options paper is being drafted and will be circulated in February 2019.	Marianne Evans February 2019.
CIP Priority:	CIP Activities/Measures	Issue	Remedial Action	By When

Service Lead				And Officer Responsible
Residents & Communities CIP Activities				
Housing & Community Development	We will work with our residents to enable them to have an opportunity to influence the local delivery requirements of our council run services and we will clearly define the standard of services delivered by the council	Activity still to be defined.	As part of the annual review of Vision 2025: Our CIP cabinet have agreed to remove this activity as it duplicated activity under the making it happen priority regarding 'Improving engagement and communication with our residents and communities.	Not applicable
Residents & Communities CIP Measures				
Housing & Community Development	Partnership with Town and Community Councils in line with new arrangements, as a result of the recommendations from the Welsh Government review	Project not yet commenced as awaiting confirmation of way forward from Welsh Government.	Not applicable as project not commenced	Lisa Griffiths
CIP Priority:	CIP Activities/Measures	Issue	Remedial Action	By When And Officer Responsible
Making It Happen CIP Activities				
Senior Leadership Team	We will have seamless and efficient processes to get things 'right' first time	Risks All potential savings not realised, many manual processes still in place. Restricted improvements for our customers including internal services. Issues All - Lack of buy from corporate services / too many projects, lack of customer focus methodology. People/ workforce – Lack of capacity & skilled expertise to take forward implementation. Increased cost of purchasing extra modules for finance system.	<ul style="list-style-type: none"> Work has been done to align finance system project and sundry debts billing (sundry debts/billing project customer approach) still issues Paper taken to CEO and circulated to EMT <ul style="list-style-type: none"> Reduction and alignment of projects / better use of resources IT systems (finance / TRENT are enablers) should be part of customer end to end design Use corporate 'Transformation methodology' (customer focus) 	Jane Thomas March 2019
Senior Leadership Team	We will focus on outcomes instead of activity			
Senior Leadership Team	We will make best use of resources and improve productivity continually improve customer satisfaction			
Making It Happen CIP Measures				
Senior Leadership Team	% of complaints responded to within statutory timescales	Off target at 84.62%	Performance Management Discussion at SLT	Heads of Service – March 2019
Senior Leadership Team	Revenue Budget Variance %	Off target at -£4,983,655	Cabinet recommended the following action to place; A detailed review of all budget headings to identify areas of underspending or higher than expected levels of income, delegated authority is given to the Section 151 Officer in consultation with the Portfolio Holder for Finance to freeze or realign these budgets for the remainder of this financial year. (As agreed in the July report). <ul style="list-style-type: none"> A review of staff vacancies. The capitalisation of transformational costs. The identification of alternative reserve funding to limit the impact on the General Fund Reserve. Control of discretionary expenditure for the remainder of the financial year 	Heads of Service - ongoing

Senior Leadership Team	We will improve our overall staff survey results	No target set	Target to be set	Head of Workforce and OD March 2019
Senior Leadership Team	Total No. of Compliments received as an average for the last year	No target set	Target to be set	Acting Head of Customer Services & Transformation March 2019
CIP Priority:	CIP Activities/Measures	Issue	Remedial Action	By When And Officer Responsible
Service Lead				
Transformation Projects				
	CIP Activities			
Community Hubs	We will continue to develop more community hubs in appropriate locations, to offer residents a mix of services all under one roof	Risk of losing existing library community hubs infrastructure through inability to financially sustain them whilst this project develops, so status is red.	Community engagement due to take place in Q4. Engagement events carried out across the county. Separate briefing session held for elected members. Drop-in surgery for members.	Principle Librarian by End of February 2019
Community Hubs	Development of Community Hub – undertake a review of community assets as well as existing service provision against future population needs to identify further potential areas for community hub development	This work is not started yet, so status is red.	Need to analyse and combine Property Services asset information, future population needs assessments and existing service provision data e.g. from library service. Feed in results from community engagement exercises held during February 2019	Principle Librarian Due to start March 2019 Review 30 June 2019
Transformation Projects				
	CIP Measures			
All projects	Specific project measures to be identified once definitions are agreed during quarter 4.		Project measures will feed into CIP measures. These measures will be owned by the Business Change Managers, in service departments.	Corporate Director Transformation – TBD (once in post)

3. Public Accountability Measures 2018-19 (PAMs)

Service Lead	Measure	Issue	Remedial Action	By When And Officer Responsible
Housing & Community Development	PAM/037 - Landlord Services: Average number of days to complete repairs	Unable to report	Contact HOWPS to obtain the data	Garry Knight/Andy Thompson March 2019
Housing & Community Development	PAM/039 - Landlord Services: Percentage of rent lost due to properties being empty	RED against target	A target of twenty-one days is to be introduced from 1 st April for this element of the void process, to link with the changes being introduced to void works and the introduction of 'Homes in Powys'. The long term aim is a target of seven days but this is contingent upon the receipt of reliable return-from-works dates. In addition HOWPS are now demonstrating improvements regarding void KPI targets, however to accelerate improvements PCC have initiated a void step-in process to assist HOWPS achieving targets, the step-in will take effect from 1st Feb 2019.	Andy Thompson April 2019

Childrens Services		PAM/028 - Percentage of assessments completed for children within statutory timescales	RED against target	See 1. Top 20 Performance Indicators (PIs) above	
Childrens Services		PAM/029 - Percentage of children looked after who have had three or more placements during the year	RED against target	See 2. Corporate Improvement Plan 2018-2023 above	

This page is intentionally left blank

1. Strategic Equality Plan (SEP) 2016-20

SEP Objective:	SEP Activities/Measures	Issue	Remedial Action	By When And Officer Responsible
Service Lead				
Objective: 1 Close attainment gaps in education				
SEP Measures				
Education	The percentage of pupils in receipt of Free School Meals attaining the Foundation Phase Indicator	Target Actual 82% 68.6% Although nearly all schools use their PDG funding to support e-FSM pupils, other non-eFSM pupils also benefit from this support. Therefore, the gap in attainment between eFSM and non-eFSM pupils has only narrowed slightly.	A more detailed analysis of PDG grant funding for each school needs to be conducted to ensure that plans identify specific improvement areas for eFSM pupils.	Imtiaz Bhatti
Education	The percentage of pupils at school action /school action +/statement attaining the Foundation Phase Indicator	Target Actual 66% 41.9% Consistency needs to develop with inclusive teaching practice. This data does not consider the progress made by learners, it only considers the attainment.	Following initial training, further training opportunities are being offered which are tailored to individual school needs.	Imtiaz Bhatti
Education	The percentage of pupils at school action /school action +/statement attaining the CSI at Key Stage 2	Target Actual 69% 60.9% Consistency needs to develop with inclusive teaching practice. This data does not consider the progress made by learners, it only considers the attainment.	Following initial training, further training opportunities are being offered which are tailored to individual school needs.	Imtiaz Bhatti
Education	The percentage of LAC pupils attaining the Foundation Phase Indicator	Target Actual 71% 25.0% These are very small cohorts; therefore, individual student's attainment affects the data significantly. A large number of Children Looked After have statements of special educational need, so therefore would not necessarily be expected to achieve core subject indicators (CSI). This data does not take into account the distance travelled academically.	Schools can utilise graduated response to needs as for any child with additional learning needs and therefore access support from relevant internal and external professionals.	Imtiaz Bhatti
Education	The percentage of LAC pupils attaining the CSI at Key Stage 2	Target Actual 80% 44.4% These are very small cohorts; therefore, individual student's attainment affects the data significantly. A large number of Children Looked After have statements of special educational need, so therefore would not necessarily be expected to achieve core subject indicators (CSI). This data does not take into account the distance travelled academically.	Schools can utilise graduated response to needs as for any child with additional learning needs and therefore access support from relevant internal and external professionals.	Imtiaz Bhatti
SEP Activity				
Childrens Services	Support schools in ensuring that Personal Education Plans for Looked After Children are of good quality, ensuring effective use of the LAC Pupil Deprivation Grant.	PEP'for CLA are responsibility of Social Workers and recorded on WCCIS. Reporting on performance of PEP's are currently not part of data been provided by BI	1. Corporate Parenting Panel to request half yearly reports on PEP's. 2. New Senior Manager for CLA to work with Education officers on setting up virtual school for CLA	Barry Kirwan
SEP Priority:	SEP Activities/Measures	Issue	Remedial Action	By When And Officer Responsible
Service Lead				
Objective: 2 Encourage fair recruitment, development and reward in employment				
SEP Activity				
Workforce and Organisational Development	Whilst the percentage is below the national average we will review and consider the 2017 Gender Pay Gap figures and produce an action plan to assist in reducing the gap.	The 2017 Gender Pay Gap figures were published in April 2018 with an accompanying statement but no action plan to assist in reducing the gap. Legislation requires us to write and publish an action plan or provide a reason as to why not.	Work has commenced on the 2018 figures and an action plan will be written by the 30th June 2019.	John Bevan June 2019.
SEP Priority:	SEP Activities/Measures	Issue	Remedial Action	By When








Service Lead				And Officer Responsible
Objective: 3 Improve living conditions in cohesive communities				
SEP Measures				
Childrens Services	Number of bed nights provided	No Nightstop bed nights have been provided. This is an initiative that needs to be done jointly with Housing staff rather than being solely a CS responsibility as it relates to provision for homeless 16 and 17 yo young people. We are working to develop shared housing and also Supported Lodgings, and this is now beginning to show some signs of success with more accommodation coming on stream.	Leaving Care staff have spoken to Nightstop to look at the feasibility of working with them to have this provision in Powys. Alternatively, we can develop a similar and equivalent arrangement ourselves, and this may be more cost effective. This is still being considered, but it must be understood that the Leaving Care service is starting from a very low base in trying to develop housing and accommodation offers for young people as there has been no activity in this area for the last 18 mths-2 years. I estimate that it will take us a further 6 months to develop this sort of scheme and actually have some beds.	Cath Hogan
SEP Activity				
Childrens Services	Implementing night stop within the Local Authority.	Nightstop is a franchise type arrangement with a national body, we are considering the implications of setting up our own version of this style of temporary accommodation with host families. Nightstop provides emergency accommodation for young people in need, and they are placed for a few nights or a couple of weeks with a host family who have been assessed and approved. At the end of that period, they will hopefully be moved into a more permanent accommodation arrangement.	Leaving Care staff have spoken to Nightstop to look at the feasibility of working with them to have this provision in Powys. Alternatively, we can develop a similar and equivalent arrangement ourselves, and this may be more cost effective. This is still being considered, but it must be understood that the Leaving Care service is starting from a very low base in trying to develop housing and accommodation offers for young people as there has been no activity in this area for the last 18 mths-2 years. I estimate that it will take us a further 6 months to develop this sort of scheme and actually have some beds.	Cath Hogan
SEP Priority:	SEP Activities/Measures	Issue	Remedial Action	By When And Officer Responsible
Service Lead				
Objective: 4 Increase access to justice and encourage democratic participation				
SEP Measures				
Legal and Democratic Services	Young person's annual member development day feedback.	A member Development Session for the Powys Youth Forum was held on 17 September 2018. Unfortunately members of the Forum could not be present so the discussion was led by the Youth Participation Officers.	Date for another session will be arranged for Autumn 2019.	Steve Boyd/Dan Harper Autumn 2019.
Legal and Democratic Services	Percentage of scrutiny meetings webcasted during last reporting period.	The Council will need to determine what it can afford and whether to continue webcasting meetings of Council and cabinet as currently or expand the use of webcasting to other meetings.	The cost of webcasting is to be reviewed as part of a discussions for a revised contract for webcasting. Alternative options to current method of webcasting to be investigated.	Wyn Richards March 2020
Legal and Democratic Services	Number of viewers to the webcasted scrutiny meetings during last reporting period.	The Council will need to determine what it can afford and whether to continue webcasting meetings of Council and cabinet as currently or expand the use of webcasting to other meetings.	The cost of webcasting is to be reviewed as part of a discussions for a revised contract for webcasting. Alternative options to current method of webcasting to be investigated.	Wyn Richards March 2020
SEP Activity				
Legal and Democratic Services	Pilot and promote key scrutiny meetings via webcasting	The Council will need to determine what it can afford and whether to continue webcasting meetings of Council and cabinet as currently or expand the use of webcasting to other meetings.	The cost of webcasting is to be reviewed as part of a discussions for a revised contract for webcasting. Alternative options to current method of webcasting to be investigated.	Wyn Richards March 2020
SEP Priority:	SEP Activities/Measures	Issue	Remedial Action	By When And Officer Responsible
Service Lead				

Objective: 7 Eliminate violence, abuse and harassment in the community				
SEP Measures				
Childrens Services	% of staff trained to Group 1 by sept 18	Actual. 67.5%. Monthly reports are now provided to the lead Director Ali Bulman, and an email has been sent to all staff from the Chief Executive emphasising the importance of compliance. Additional workshops have been arranged for Highways and depot staff to ensure new starters are trained. Q1 64%, Q2 65.5%, Q3 67.5%: Rate of improvement means the Council will never meet its statutory requirement. Across the Council there are still some 2,000 staff who are non-compliant. It is likely that the situation will deteriorate in 2019 as some of the first employees trained in 2016 will now need to renew their training.	It is the VAWDASV officers view that the Council will not be able to meet its legal obligation by reliance on exhortations alone and urgently needs to consider whether it is prepared to use formal HR procedures to enforce compliance and thereby fulfil its obligations to victims and survivors of domestic abuse.	Duncan Kerr
Childrens Services	Reduce number of Children on the child protection register where the predominate issue is DA by providing early help & support to children and families who are victims of DA much earlier.	Data shows increase in number of children on Child Protection register where Domestic Violence was a significant parental factor. It is still the most important contributing factor.	No remedial action given	Duncan Kerr

This page is intentionally left blank

Appendix D - BRAG (Blue, Red, Amber & Green) status definitions

To enable effective monitoring of objectives and measures in the Transformation Programme, Projects and Service Improvement Plans, the following BRAG status definitions are used: -

Delivery against plan		Performance of measures	
BRAG Status	Description	RAG Status	Description
	Action is complete		Performance meeting target
	Action is on track		Performance off target but within variance of 10%
	Action mainly on track with some minor issues <i>Mitigating activities should be identified</i>		Performance not meeting target
	Action not on track with major issues <i>Mitigating activities should be identified</i>		No data supplied
	Action not started		Measure not due
		Trend	
		RAG Status	Description
			Performance improvement from previous period
			No change in performance from previous period
			Performance decline from previous period

This page is intentionally left blank

5

CYNGOR SIR POWYS COUNTY COUNCIL

CABINET EXECUTIVE

26th March 2019

REPORT AUTHOR: County Councillor Aled Davies

Portfolio Holder for Finance

SUBJECT: Financial Overview and Forecast as at 28th February 2019

REPORT FOR: Decision / Discussion / Information

1. **Summary**

- 1.1 This report provides an update on the projected revenue spend against budget for the 2018/19 financial year and reflects the position as at 28th February 2019, it provides an indication of the 2018/19 full year financial forecast.
- 1.2 The revenue expenditure outturn against budget is now projected to be £2.5m (January £2.7m) over budget, this is based on savings achieved to date but also reflects assurance received from budget managers that further savings will be achieved in year.
- 1.3 Savings of £6.142m have been delivered to date, 50% of the total £12.296m required, with £6.154m yet to be achieved. A further £140k are expected to be delivered by year end.
- 1.4 The report has been prepared on an exceptions basis, using actual variance against budget to define the RAG (Red, Amber, Green and Blue) status of the services' financial position. The report only highlights those service areas where projections are forecast to exceed the budget provided, or services that have a significant degree of financial risk on the Council, and where corrective action must be taken to ensure a balanced year end budget, and mitigate any risk for future years.

2 **Revenue Position**

- 2.1 The revenue forecast is summarised in the table below, underlying expenditure is projected to exceed the budget by £3.316m (January £3.530m), excluding Housing Revenue Account (HRA) and Delegated Schools. It is important to note that this position is reported based on the current delivery of efficiency savings and does not reflect those that remain to be achieved, we maintain this approach to ensure a prudent position.
- 2.2 To counter the prudent approach to reporting savings and better predict the year-end position, this year's reporting has also provided a forecast based on the expected delivery of savings. This is only included following assurance from Directors that savings will be achieved or that alternative means of delivery are identified and realistic.
- 2.3 On the basis of expected savings delivery and capitalisation of transformation costs the projected position will be an overspend of £2.464m (January £2.737m) against the approved budget.
- 2.4 Both projections are included in the table below.

Summary Forecast by Directorate	Total Working Budget	Forecast Spend	Variance (Over) / Under Spend		Variance including expected savings delivery	
	£'000	£'000	£'000	%	£'000	%
Social Services	84,442	88,968	(4,526)	(5)	(4,526)	(5)
Environment	30,725	31,777	(1,052)	(3)	(200)	(0)
Schools and Leisure	35,982	35,200	782	2	782	2
Resources	18,230	18,015	215	1	215	1
Central Activities	2,264	999	1,265	56	1,265	56
Total	171,643	174,959	(3,316)	(2)	(2,464)	(1)
Housing Revenue Account (HRA)	0	(70)	70	0	70	0
Schools Delegated	75,358	76,518	(1,160)	(2)	(1,160)	(1)
Total including HRA and Delegated Schools	247,001	251,407	(4,406)	(2)	(3,554)	(1)

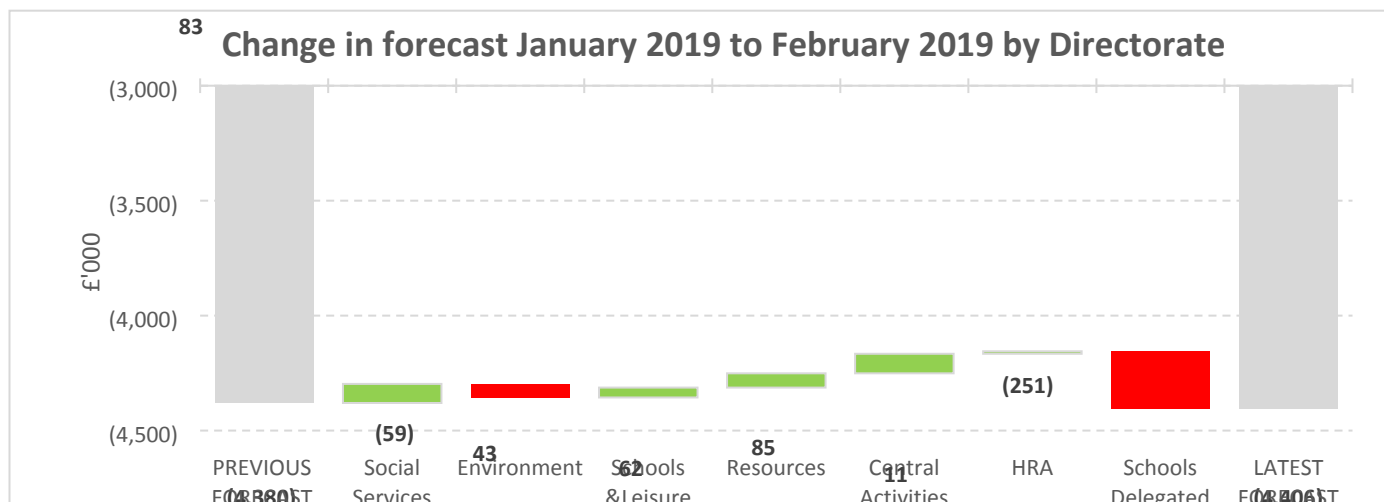
2.5 The table in Appendix A details the forecast spend by Service, against approved working budget and shows the projected position based on savings delivery, capitalisation and service performance.

3 Reserves

- 3.1 The total revenue reserves held at 1 April 2018, together with the forecast addition/(use) of reserves during the year and the projected year end balances, as at 28th February, are set out in the table in Appendix C. The revenue reserves held at the beginning of the year totalled £40.3m, with £9.7m held in the General Reserve and Specific and Ring fenced reserves of £27.4m. The planned use of reserves to support the overall revenue budget during the year (excluding Schools and HRA) is £9.9m.
- 3.2 Based on the projections included in this report the overspend would be financed from the General Fund Reserve. With the assurance around the delivery of savings and the capitalisation of transformation costs the impact on the General fund would be £2.5m, reducing the balance to £7.2m this would then represent 4.2% of the total net revenue budget (excluding Schools and HRA) or 6.3% when including the budget management reserve. This revised position would be in line with the policy set.
- 3.3 Specific reserves will also be reviewed to identify alternative reserve funding to limit the impact on the General Fund Reserve.
- 3.4 The opening position on the Schools Delegated Reserves was a deficit balance of £878k. Budgets for 2018/19 projected a further draw on reserves of £1.7m. During the year Schools are now projecting a further use of reserves of £1.1m which will see the reserves move further into deficit to £3.7m.

4. Revenue Forecast

- 4.1 The graph below shows the change in forecast, from that reported at the end of January to the projected forecast position as at 28th February by Directorate, including HRA and Delegated Schools:



4.2 RAG status has been applied to service variance based on the categories below, and those with a variance calculated as “red” have been explained in more detail below.

- **Red** Overspend above 2%
- **Amber** Overspend of 1-2%
- **Green** +/- 1%
- **Blue** Underspend above 1%

Service Area	Net Budget	Forecast Spend	Variance (Over) / Under spend	Variance (Over) / Under spend as a % of Net Budget	Variance RAGB status
	£'000	£'000	£'000	%	
Children Services	18,605	24,288	(5,683)	(30)	R

Projected expenditure within Children services has improved by £42k, spend is now forecast to exceed the budget by £5.683m, due to utilisation of grants and an increase in income.

The appropriate workforce establishment has been agreed and although funding for this is accommodated within the service budget, many posts are being covered by agency staff at a considerably higher cost per post. Based on this, agency is expected to exceed baseline budget by £605k.

There is a continuing upward trend in the number of Children looked after (CLA); this has increased by 4 in month to 250 in February, with a small increase in cost of £30k. The overall budget for CLA is now expected to exceed baseline by £3.48m by the end of the year. Cabinet will note this area sees fluctuations in demand and the levels of complexity make it a very high risk area which is difficult to forecast.

The forecast position also reflects £2.3m of savings that cannot be achieved. This is impacting on the position reported for the current financial year. The Council has now approved that this requirement is removed from the service budget for 2019/20.

There are a number of risks that may further impact the financial position, these include: -

- Additional costs backdated in respect of ‘Sleep-ins’ following the outcome of a judicial review
- Possible compensation payments regarding complaints submitted via the ombudsman
- Holiday pay liability for relief staff at Golwg y Bannau/Camlas
- Legal costs – the baseline budget has been fully utilised and is forecast to exceed baseline budget by £225k.

The financial pressures are mitigated by investment funding that remains unallocated of £810k and additional monies from Welsh Government for “Supporting Sustainable Social Services” totalling approximately £579k.

Service Area	Net Budget	Forecast Spend	Variance (Over) / Under spend	Variance (Over) / Under spend as a % of Net Budget	Variance BRAG status
	£'000	£'000	£'000	%	
Highways, Transport & Recycling (HTR)	21,332	22,950	(1,618)	(7.6)	R

The overspend in this area has increased by £18k since the position reported at the end of January. Forecast unachieved savings at this point in the year total £1.103m and are the main reason for the projected position.

The service is forecasting overspends against some areas of budget: -

- Underachievement of income in respect of Trade Waste collection of £160k and a forecast overspend in Domestic Waste of £510k, due to continuing increased fuel costs, additional costs of depreciation and increased hire costs for vehicles.
- An over spend of £150k within the fleet workshops as a result of an over spend on materials and parts, and a pressure resulting from not being able to negate all income lost with reductions in overheads, due to a decrease in the fleet held by the Council and the associated in-house maintenance.
- The forecast overspend on Public Transport has increased to £570k as a result of the re-tender exercise and a loss of income on the T4 route due to the impact of the commercialisation of part of the route not foreseen during the tender process. Revenue grant anticipated from Welsh Government is not available, however, a capital grant has been received and will be used to reduce revenue costs but the impact will not be realised until 2019/20 financial year.
- These over spends are offset by an under spend of £110k as a result of the spend freeze, the Design team forecast to overachieve their budgeted contribution by £100k, Traffic and Travel are forecasting an under spend of £160k and a £400k underspend is anticipated on waste contracts, due to increased income from sale of recyclable material and lower than budgeted spend on landfill tax.

An additional £140k of savings are expected to be achieved within HTR by the end of the year. This along with other factors; such as grant monies and income expected but not yet confirmed, contribute to the revised forecast which shows a significantly improved year end position for the Environment Directorate projected at a £200k overspend.

4.3 Other Service areas which are not RAG status RED but due to a high level of scrutiny, further information is also provided below.

Service Area	Net Budget	Forecast Spend	Variance (Over) / Under spend	Variance (Over) / Under spend as a % of Net Budget	Variance BRAG status
	£'000	£'000	£'000	%	
Adult Social Care	65,837	64,680	1,157	1.8	B
<p>The forecast underspend position within Adult Social Care has increased by a further £40.5k from January, with the year end position now projected at £1.157m. The improvement is attributed in the main to the Service achieving £35.5k over and above the £1.432m 2018/19 savings target.</p> <p>Of the original £2.2m investment, £691k is included in the forecast position, £200k has been committed to procure external advice for the BUPA re-tender and £491k still remains to be allocated to Service budget headings. As agreed this will only be released on presentation of business cases which satisfy criteria set out by full council.</p>					
Schools Delegated	75,358	76,518	(1,160)	(1.5)	A
<p>The BRAG rating of Amber reflects the projected outturn against budget plans submitted by the Schools. These plans include a significant draw on their delegated reserves. Budget plans across the primary sector expect to draw a net £582k from reserves which is slightly worse than the £406k draw approved at the start of the year. The Special sector are projecting a £142k over the approved draw of £28k. This brings the total draw on Primary and Special sectors to £752k.</p> <p>Approved budget plans and forecasts received for Secondary schools reported to cabinet, projected a net £1.2m in year draw from reserves, however, end of year projections last month showed a further deficit of £728k. In line with the Scheme for Financing schools, Secondary Schools are required to submit monthly forecast end of year projections, and if not received will be notified of the failure to comply with the scheme, continued non-compliance will result in a notice of concern.</p>					

5. Savings

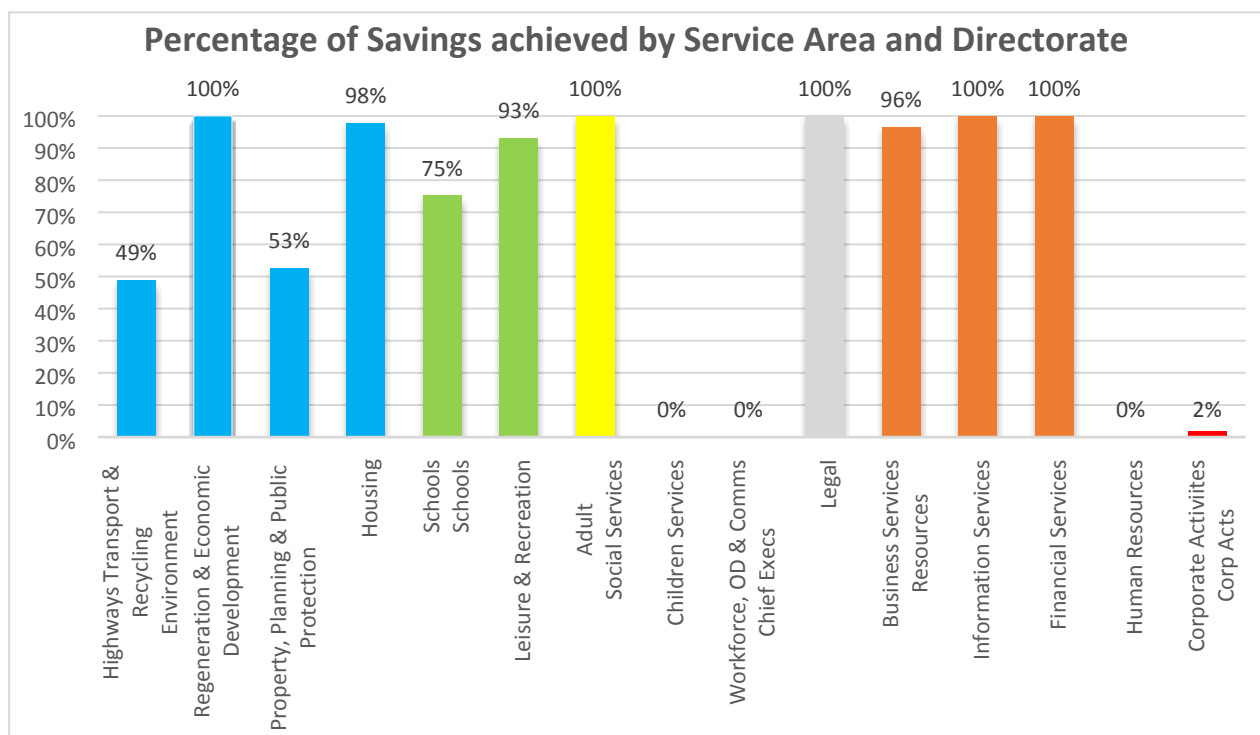
- 5.1 The table below summarises the delivery of the savings including those that remained undelivered in prior years; £6.1m or 50% has been delivered. For prudence the forecast includes savings that have been achieved or have progressed to a point where there is confidence in final delivery taking place. A further £140k is expected to be delivered in the last month of the year.
- 5.2 Savings included in previous budget plans which remain outstanding, and which are now undeliverable, have been removed from the budget plan for 2019/20. £3.9m of these unachieved savings are included in the figures reported below.

	Target £'000	Delivered £'000	Variance £'000
2015/16	1,157	77	1,080
2016/17	321	0	321
2017/18	1,975	420	1,555
2018/19	8,843	5,645	3,198
Total	12,296	6,142	6,154

5.2 Further analysis of the unachieved savings showing the RAG status by Directorate is provided in the table below. Further detail by Service area can be found in Appendix B.

UPDATE ON DELIVERY OF SAVINGS PROPOSALS BY RAG				
Directorate	RED	AMBER	GREEN	TOTAL UNACHIEVED SAVINGS AS AT 28th February 2019
	£'000	£'000	£'000	£'000
Social Services	2,298	0	0	2,298
Environment	0	1,253	15	1,268
Schools	394	49	0	443
Resources	50	26	0	76
Corporate Activities	1,962	0	0	1,962
Chief Executives	107	0	0	107
Total	4,811	1,328	15	6,154

5.3 The graph below shows the percentage of savings achieved to date by Service Area and Directorate.



6 Virements and Grants to be accepted

Virements are required for the following items: -

- 6.1 Application of the contractual inflationary uplift in respect of the Heart of Wales Property Service (HOWPS), Housing Revenue Account (HRA) responsive maintenance team for 2019/20 not previously applied **£155,610**. This annual inflationary uplift is included within the HOWPS contract and is required in the 19/20 budget, this cost is considered as part of the HRA business plan.
- 6.2 Housing Revenue Account (HRA) transfer of funds to cover the cost of a replacement sewage plant due to commence in 2019/20 **£185,000**. This is a roll forward of funding from 18-19 as the scheme has been faced with complex issues in respect of legalities given land ownership, legalities with private owners, and statutory consents

7 Options Considered/Available

No alternative options are considered appropriate as a result of this report.

8 Preferred Choice and Reasons

None to consider.

9 Impact Assessment

Is an impact assessment required? Yes/No

10 Corporate Improvement Plan

To achieve the Corporate Improvement Plan (CIP) objectives the Council undertakes forward planning with its medium term financial strategy (MTFS) - this sets out the financial requirements to deliver the short and longer term council vision. These capital and revenue monitoring reports are used to ensure the funding identified to deliver the council priorities is spent appropriately and remains within a cash limited budget.

11 Local Member(s)

This report relates to all service areas across the whole County.

12 Other Front Line Services

This report relates to all service areas across the whole County.

13 Communications

Budget information is of interest to internal and external audiences and regular updates are provided by the Portfolio Holder for Finance. Detailed finance reports are presented to Heads of Service, Cabinet and the Audit Committee. These reports are public and are part of a range of statutory and non-statutory financial information documents including the Statement of Accounts.

14 Support Services (Legal, Finance, HR, ICT, BPU)

This report has no specific impact on support services other than reporting on those service areas financial outturns. Financial Services work closely with all service areas in monitoring financial performance against budgets.

15 Scrutiny

Has this report been scrutinised? Yes / No

The report has been considered by Finance panel and feedback will be provided to the portfolio holder for finance prior to the cabinet meeting.

16 Data Protection

If the proposal involves the processing of personal data then the Data Protection Officer must be consulted and their comments set out below.

17 Statutory Officers

The Head of Financial Services (Section 151 Officer) has provided the following comment:

The projected position continues to report a deficit outturn, however, the level of the deficit has reduced. The capitalisation of transformation costs provided an opportunity to improve the revenue position and this together with assurance that savings for some Directorates will be delivered significantly reduces the overall deficit projected.

The Council has made a significant level of investment into social care services in Powys. The additional funding provided budget to support the increased level of demand experienced in both service areas and also funded the detailed plans for improvement. Demand within Children’s services continues and this month reports an increase in the number of Children looked after. This continues to be an area of financial risk for the Council.

The Council needs to continue to reduce the projected deficit, the requirement to further control discretionary expenditure until the end of the financial year will limit the impact on the general fund reserve.

School budgets particularly those within the secondary sector, remain a risk that needs to be addressed, compliance work and action is crucial to ensure that this is managed effectively.

The Monitoring Officer has no specific concerns with this report.

18 Members’ Interests

The Monitoring Officer is not aware of any specific interests that may arise in relation to this report. If Members have an interest, they should declare it at the start of the meeting and complete the relevant notification form.

Recommendation:	Reason for Recommendation:
<p>a. That the contents of this report are noted.</p> <p>b. To approve the virements detailed in para 6.1 and 6.2</p> <p>c. That given the pressure on the revenue budget the Cabinet supports the S151 Officer’s requirement to control</p>	<p>To monitor the council’s financial performance and ensure that spending remains within approved limits and that the 3% minimum general fund reserve is maintained.</p>

discretionary expenditure until the end of the financial year.			
Relevant Policy(ies):		Financial Regulations:	
Within policy:	Yes	Within Budget:	n/a
Relevant Local Member(s):			
Person(s) To Implement Decision:		Jane Thomas	
Date By When Decision To Be Implemented:		Ongoing	
Contact Officer	Tel	E mail	
Jane Thomas	01597 827789	jane.thomas@powys.gov.uk	

APPENDIX A

Service Area	Net Budget	Forecast Spend	Variance (Over) / Under spend	Total Unachieved Savings as at 28th February 2019	Service Under/(Over) spend excl. unachieved savings	Variance (Over) / Under spend as a % of Net Budget	Variance BRAG status
	£'000	£'000	£'000	£'000	£'000	%	
Social Services							
Adult & Commissioning	65,837	64,680	1,157	0	1,157	1.8	B
Children Services	18,605	24,288	(5,683)	(2,298)	(3,385)	(30.5)	R
Environment							
Regeneration	1,411	1,340	71	0	71	5.0	B
Property Planning and Public Protection	7,107	6,664	443	(144)	587	6.2	B
Housing General Fund	875	823	52	(2)	54	5.9	B
Highways, Transport & Recycling	21,332	22,950	(1,618)	(1,122)	(496)	(7.6)	R
Schools							
Schools Service	27,226	26,856	370	(394)	764	1.4	B
Leisure & Recreation	8,756	8,344	412	(49)	461	4.7	B
Resources							
Business Services	6,576	6,430	146	(26)	172	2.2	B
Information Services	4,164	4,162	2	0	2	0.0	G
Legal Services	3,058	3,031	27	0	27	0.9	G
Financial Services	1,892	1,805	87	0	87	4.6	B
Workforce, OD and Comms	2,540	2,587	(47)	(157)	110	(1.9)	A
Service Area Totals	169,379	173,960	(4,581)	(4,192)	(389)	(2.7)	
Central Activities	2,264	999	1,265	(1,963)	3,228	55.9	B
Total	171,643	174,959	(3,316)	(6,155)	2,839	(1.9)	
Housing Revenue Account (HRA)	0	(70)	70	0	70	0.0	G
Schools Delegated	75,358	76,518	(1,160)	0	(1,160)	(1.5)	A
Total including HRA	247,001	251,407	(4,406)	(6,155)	1,749		

EFFICIENCY TRACKER AS AT 28th FEBRUARY 2019

APPENDIX B

Efficiency / Saving	2015/16	2016/17	2017/18	2018/19	Total to be Achieved 18/19	Total Achieved to Date	Remainder to find	Achieved
	£000's	£000's	£000's	£000's	£000's	£000's	£000's	%
Environment								
Highways Transport & Recycling	0	0	270	1,923	2,194	1,071	1,122	49%
Regeneration & Economic Development	0	0	0	100	100	100	0	100%
Property, Planning & Public Protection	0	0	31	272	303	159	144	53%
Housing	0	0	0	86	86	84	2	98%
Environment	0	0	302	2,381	2,683	1,415	1,268	53%
Schools								
Schools	158	0	49	1,376	1,583	1,189	394	75%
Leisure & Recreation	0	0	0	709	709	660	49	93%
Schools	158	0	49	2,085	2,292	1,849	443	81%
Social Services								
Adult	0	0	0	1,432	1,432	1,432	0	100%
Children Services	0	1	1,101	1,197	2,298	0	2,298	0%
Social Services	0	1	1,101	2,629	3,730	1,432	2,298	38%
Chief Executives								
Workforce, OD & Comms	0	0	0	107	107	0	107	0%
Legal	0	0	0	61	61	61	0	100%
Chief Executives	0	0	0	168	168	61	107	37%
Resources								
Business Services	0	0	92	623	715	689	26	96%
Information Services	0	0	32	323	354	354	0	100%
Financial Services	0	0	0	303	303	303	0	100%
Human Resources	0	0	0	50	50	0	50	0%
Resources	0	0	124	1,299	1,422	1,347	76	95%
Corporate Activities	999	320	400	281	2,001	38	1,963	2%
Grand Total	1,157	321	1,975	8,843	12,296	6,142	6,155	50%

RESERVES BALANCES AS AT 28TH FEBRUARY 2019

APPENDIX C

Summary	Opening Balance (1st April 18) Surplus / (Deficit)	Forecast Addition / (Use) of Reserves	Forecast (Over) / Under Spend	Projected Balance (31st March 19) Surplus/ (Deficit)
	£'000	£'000	£'000	£'000
General Fund	9,680	(1)	(2,464)	7,215
	9,680	(1)	(2,464)	7,215
Ringfenced & Specific Reserves				
Budget Management Reserve	3,584	0		3,584
Specific Reserves	2,356	130		2,486
21st Century Schools Reserve	5,524	(5,045)		479
Adult Services Reserve	2,750	(2,004)		746
Regeneration Reserve	100	0		100
HOWPS	185	(185)		0
Mid Wales Growth Fund	150	(25)		125
Highways Reserve	57	(57)		0
Invest to Save & Corporate Initiatives (inc J	5,830	(1,031)		4,799
Insurance Reserve	1,587	0		1,587
Transport & Equipment Funding Reserve	6,163	(1,692)		4,471
Sub-Total	28,286	(9,909)	0	18,377
Schools Delegated Reserves	(693)	(1,693)	(1,160)	(3,546)
School Loans & Other Items	(185)	7		(178)
Net School Delegated Reserves	(878)	(1,686)	(1,160)	(3,724)
Total Ringfenced & Specific Reserves	27,408	(11,595)	(1,160)	14,653
Housing Revenue Account	3,267	212	70	3,549
	3,267	212	70	3,549
Total Revenue Reserves	40,355	(11,384)	(3,554)	25,417

**CYNGOR SIR POWYS COUNTY COUNCIL.
CABINET EXECUTIVE**

26th March 2019

**REPORT AUTHOR: County Councillor Aled Davies
Portfolio Holder for Finance**

**SUBJECT: Capital Programme Update for the period to 28th February
2019**

REPORT FOR: Decision

1. Summary

- 1.1 The Capital Governance Framework identifies multiple points within a project's life cycle where decisions have to be made to progress. These decisions vary from approval of options for further analysis, to final investment decisions and change control.
- 1.2 This monthly Capital report on the status of all projects within the Capital strategy, is an integral part of the Governance Framework for Capital development works. It ensures that stakeholders are engaged in evaluation and decision-making and encourages a disciplined governance that includes approval gateways at which prudence, affordability and sustainability of projects are reviewed.
- 1.3 The Revised working budget for the 2018/19 Capital Programme, after accounting for approved virements, is £96.247m (The Original budget was £87.703m). The increase in budget is largely due to virements from previous year's programme that have lapsed into 2018/19.
- 1.4 The actual spend to the end of February is £57.292m and a further £29.380m has been committed. This leaves £9.575m or 9.9% of the budget uncommitted at the end of February. Of this £5.747m is in Highways, Transport and Recycling.
- 1.5 Table 1 below summarises the position for each portfolio and service.

Table 1 Capital Table as at 28th February 2019

Service	Original Budget	Virements Approved	Virements Required by Cabinet	Virements Required by Council	Revised Working Budget 2018/19 as at 28 th February 2019 (after virements approved and required)	Actuals	Commitments	Remaining Budget	
	£,000	£,000	£,000	£,000	£,000	£,000	£,000	£,000	%
People									
Adult Services & Commissioning	819	142	-176	0	785	204	77	504	64.2%
Childrens Services	0	141	0	0	141	33	45	63	44.7%
Housing	1,825	1,104	-28	-714	2,187	1,679	473	35	1.6%
Schools and Inclusion									
Workforce, OD and Comms	39,367	-1,417	-300	-692	36,958	22,018	13,755	1,185	3.2%
Resources									
Business Services	0	0	0	0	0	0	0	0	
Information Services	0	298	-193	0	105	106	25	-26	-24.8%
Legal Services	1,610	-203	106	0	1,513	816	319	378	25.0%
Financial Services	0	19	0	0	19	0	0	19	100.0%
Corporate Activities	578	-509	0	0	69	0	0	69	100.0%
Place									
Highways, Transport & Recycling	0	3,104	0	0	3,104	0	3,104	0	0.0%
Leisure & Recreation	16,380	7,695	-1,118	0	22,957	12,684	4,526	5,747	25.0%
Regeneration	3,357	5,964	-465	0	8,856	5,562	645	2,649	29.9%
Property, Planning And Public Protection	1,125	-459	-150	0	516	284	186	46	8.9%
Total Capital	67,564	19,057	-2,618	-4,292	79,711	44,414	23,923	11,374	14.3%
Housing Revenue Account	20,139	6,538	-3,279	-6,862	16,536	12,878	5,457	-1,799	-10.9%
TOTAL	87,703	25,595	-5,897	-11,154	96,247	57,292	29,380	9,575	9.9%

1.6 The funding of the capital programme is shown in Table 2 below. It has been revised from the original budget of £87.703m to £96.247m as at 28th February 2019 to reflect virements and re-profiling of the capital programme. This matches the projected expenditure to ensure a balanced budget.

Table 2 Funding of the Capital Budget as at 28th February 2019

Service	Supported Borrowing	Prudential Borrowing	Grants	Revenue Cont's To Capital	Capital Receipts	Total
	£,000	£,000	£,000	£,000	£,000	£,000
Revised Working Budget 2018/19 as at 28th February 2019 (after virements approved and required)						
Capital	-11,997	-20,990	-35,026	-5,767	-5,931	-79,711
HRA	0	-8,722	-3,811	-3,469	-534	-16,536
Total	-11,997	-29,712	-38,837	-9,236	-6,465	-96,247

2. Proposal

2.1 It is recommended that Cabinet note the contents of this report and recommend all virements over £500k to the Council for approval and approve all of the other virements listed below:

2.2 Housing

The Integrated Care Fund grant listed in 3.1 was awarded £1.109m for the Extra Care Facility in Adult Social care but because of delays the project will now commence in 2019/20. The works listed are eligible under the grant and have been approved by WG and the Regional Partnership Board (RPB).

The Welsh Government required that the RPB and in particular Powys Teaching Health Board (as the accountable body) were happy with this approach. Approval was given at the RPB's Cross Cutting and Resource Overview Group on the 11th February and the Chair of the RPB (CEO of PTHB) has sent a letter outlining approval.

It is recommended to use the grant to fund the following projects and therefore roll forward the council's funding to 19/20 and use this to fund the Extra Care Facility.

- To roll forward £500k budget from Fit For Purpose works to the Extra Care Facilities in Adult Social Care.
- To roll forward £109k budget from HRA Adaptations to the Extra Care Facilities in Adult Social Care.
- To roll forward £500k budget from Disabled Facilities Grant to the Extra Care Facilities in Adult Social Care.

2.3 The budget for Private Sector Housing is £2.4m. It is anticipated that the end of year actual spend will be £2.1m. It is proposed to remove this underspend and not do any roll forwards. The two main projects are the Disabled Facilities Grant underspend of £214k and Safe Warm and Secure of £96k.

2.4 Housing Council Fund – Abridras System

This is a new project to acquire software to assist in the administration of the homelessness function and to support the common housing register. The software will be procured at the same time as the HRA seeks to re-procure its integrated housing management system, but as homelessness and allocations are statutory responsibilities of the council, the purchase of the software for homelessness and allocations needs to be funded by the council fund. It is recommended to create a budget for this software. Both homelessness and the common housing register currently operate making use of temporary solutions. The roll out of specialist software for both functions will ensure that the homelessness function is less labour intensive and the roll out of a dedicated system for the common housing register will ensure that housing association partners will have full access to the allocation software. The total cost for the project is £150k to be profiled £68k in 2018/19 and the balance of £82k in

2019/20. This will be funded from the funding removed for the Food Hoppers under 2.8 below.

2.5 Housing Revenue Account – New Builds

This project has successfully secured Affordable Housing Grant for a number of projects in 2018/19 and will no longer need all of the original budget. It is recommended to roll forward £561K to 2019/20.

2.6 Leisure & Recreation – Library Self-Service Terminals

It was originally intended to purchase self-service terminals for all libraries in 2018/19 but this had been postponed due to discussions around future budgetary savings. It is recommended to both reduce the budget by £63k and roll forward the remaining £133k of the original £196k budget into 2019/20.

2.7 Leisure & Recreation – Byways Network

It was anticipated that works would be commenced on a number of byways within the 2018/19 financial year. This has not been possible due to delays in acquiring permissions and consents without which the Authority would be at legal risk. It is therefore recommended to roll forward £156k into 2019/20. Works will be completed by the end of 2019/20.

2.8 Leisure & Recreation – Monks Trod Byway

It is recommended to roll forward £113k budget for Monks Trod byway works to 2019/20. The byway crosses three legally protected nature conservation areas and separate legal consents must be obtained prior to works taking place. Consent is dependent on legislative processes and ecological restrictions ie bird-nesting season, outside of the control of the Countryside Service and will not be obtained before 31st March 2019.

2.9 Highways, Transport & Recycling – Depot Consolidation

It is recommended to roll forward the whole £248.5k budget for the Depot consolidation project to 2019/20. The project seeks to enable changes to existing Powys owned depot sites to allow operations to be consolidated at a number of these sites, which will assist in realising future savings. Due to delays in the progress of other depot projects, proposed works will now not commence until the summer.

2.10 Highways, Transport & Recycling – Food Hoppers

As part of a review of the overall Capital Programme, the Food Hoppers project has been put on hold and has not been requested as part of the Capital Provision going forward. It is therefore recommended to remove the £400k funding for the project from the Programme.

2.11 Highways, Transport & Recycling – In Cab Technology

The vehicle technology project will not be completed until early next financial year. It is anticipated that actual spend will total £31k of the £200k overall budget and is recommended to roll forward £169k to 2019/20.

2.12 Regeneration Targeted Regeneration Investment Programme

This project has been delayed because of the external funding process. It is recommended to roll forward £150k to 2019/20.

2.13 Adult Services & Commissioning – Works at Lant Avenue, Llandrindod Wells

Due to delays, it is recommended that the budget of £176,105 for works at Lant Avenue, Llandrindod Wells is rolled forward into 2019/20.

3 Grants Received

3.1 £1.415m Integrated Care Fund

In June 2018 Powys Regional Partnership Board received notification of a 3 year Integrated Care Fund capital allocation which for 2018-19 is £1.415m. The funding comes in via Powys Teaching Health Board, and the proposed capital programme was approved by Powys Regional Partnership Board back in October 2018. Due to significant delays in the application and approval process the programme has been pushed back so late (approval early January for most elements of the programme), it has not left enough time to deliver. Out of the £1.415m we are able to spend a realistic figure of £0.306m. One of the biggest projects associated with this capital is a Powys County Council project for the provision of Extra Care in Welshpool, to include elements of integrated health care too. Housing will be bringing a separate Cabinet report on this issue.

3.2 £300k Collaborative Change Programme 2018/19

The purpose of the funding is to support improvements in the management of recycling and recycling infrastructure in Powys.

4 Project Update

4.1 **21st Century Schools:** Work on the Band A phase of the 21st Century Schools programme is progressing well. The outturn for Schools is now expected to be £36.958m with £22.018m actual and £13.755m commitments.

4.2 **Housing:** A review of the HRA budgets has been undertaken in January and the revised budget now reflects the anticipated outturn figures. The HRA outturn is now expected to be £16.536m. The service has an actual spend of £12.878m with commitments of £5.457m. The service is showing an overspend of £1.799m, however it anticipates that the Affordable Housing Grant and other funding will cover this overspend together with a review of the commitments in the system.

4.3 **Highways, Transport and Recycling (HTR):** have a working budget of £22.957m. Total spend at the end of January, including commitment is £17.210m, representing 75% of budget. Finance are monitoring the project

performance with project officers to ensure that work is progressed in line with expectation.

5 **Capital Receipts**

- 5.1 The current capital receipt end of year forecast, excluding the HRA right to buy, for 2018/19 is £0.991m for Property and £0.716m for County Farms, of which £0.680m has been agreed subject to contract and should be received before year end. The sales of £944k has been completed as at 28th February 2019, Land and Property sales £55k; Smallholding/Farm sales £714k and Vehicle sales £175k.
- 5.3 The suspension of the Right to Buy for the HRA for Powys came into effect on the 18th November 2017. The disposals this year relate to properties where the tenant had applied before the suspension. Six sales have been completed as at 28th February 2019 amounting to £538k.

6. **Options Considered / Available**

- 6.1 N/A

7 **Preferred Choice and Reasons**

- 7.1 N/A

8 **Impact Assessment**

- 8.1 Is an impact assessment required? Yes/No

9 **Corporate Improvement Plan**

- 9.1 To achieve the Corporate Improvement Plan (CIP) objectives the Council undertakes forward planning with its medium term financial strategy (MTFS) - this sets out the financial requirements to deliver the short and longer term council vision. These capital and revenue monitoring reports, are used to ensure the funding identified to deliver the council priorities is spent appropriately and remains within a cash limited budget.

10 **Local Member(s)**

- 10.1 This report relates to all service areas across the whole County.

11 **Other Front Line Services**

- 11.1 This report relates to all service areas across the whole County

12 **Communications**

- 12.1 Have Communications seen a copy of this report? Yes/No

Have they made a comment? If Yes insert here.

13 **Support Services (Legal, Finance, Corporate Property, HR, ICT, Business Services)**

13.1 This report has no specific impact on support services other than reporting on those service areas with capital programmes. Financial Services work closely with all service areas in monitoring financial performance on capital programmes against budgets.

13.2 **Finance**

This monthly Capital report on the status of all projects within the Capital strategy is an integral part of the Governance Framework for Capital development works.

The virements proposed in section 2 of this report, are to align the actual works expected to be done in the current financial year to the funding required to finance such Capital works. This is a prudent approach to ensure that the Council only makes available what is required to finance the Capital expenditure. There are no exceptional financial implications to be reported at this time.

14. **Scrutiny**

Has this report been scrutinised? Yes / No?

15. **Data Protection**

N/A

16. **Statutory Officers**

The Head of Financial Services & Deputy Section 151 Officer notes the contents in the report.

The Deputy Monitoring Officer notes the content of the report and makes no specific comment upon the same.

17. **Members' Interests**

The Monitoring Officer is not aware of any specific interests that may arise in relation to this report. If Members have an interest, they should declare it at the start of the meeting and complete the relevant notification form.

Recommendation:	Reason for Recommendation:
a. The contents of this report are noted by Cabinet.	To outline the capital budget position as at 28th February 2019.
b. That Cabinet approves the virement proposed in section 2 of this report.	To ensure appropriate virements, are carried out to align budgets with spending plans.

Contact Officer: Jane Thomas Tel: 01597-826290 Email: jane.thomas@powyscc.gov.uk

Relevant Local Member(s):	
Person(s) To Implement Decision:	
Date By When Decision To Be Implemented:	
Is a review of the impact of the decision required?	Y / N
If yes, date of review	
Person responsible for the review	
Date review to be presented to Portfolio Holder/ Cabinet for information or further action	

Background Papers used to prepare Report:

Public Document Pack

MINUTES OF A MEETING OF THE IMPROVEMENT AND ASSURANCE BOARD HELD AT COMMITTEE ROOM A - COUNTY HALL, LLANDRINDOD WELLS, POWYS ON WEDNESDAY, 30 JANUARY 2019

Present

Jack Straw (Chair)	JS	Independent Chair
Bozena Allen	BA	Independent Member
Jaki Salisbury	JSa	Independent Member

In Attendance – PCC Representatives

			Present for Item:
Alison Bulman	AB	Director of Social Services	All
Alistair Davey	AD	Welsh Government Social Services Division	All
Cllr Stephen Hayes	SH	Portfolio Holder for Adult Services	All
Dylan Owen	DO	Head of Transformation for Adult Services	3
Emma Palmer	EP	Head of Strategic Policy and Performance	All
Felicity Llewellyn	FL	PA to Executive Office	All
Ian Budd	IB	Director of Education	1- 4,6, 8- 10
Jan Coles	JC	Head of Childrens Services	1- 4,6, 8- 10
Jen Jeffreys	JJ	Interim Head of Operations for Adult Services	3
Mohammed Mehmet	MM	Acting Chief Executive	All

Apologies

Catrin Jones	CJ	Welsh Government
Cllr Aled Davies	AD	Deputy Leader
Cllr James Evans	JaE	Portfolio Holder for Corporate Governance
Cllr James Gibson Watt	JGW	Leader of the Liberal Democrat Group
Cllr Matthew Dorrance	MD	County Council
Cllr Rachel Powell	RP	Portfolio Holder for Young People
Cllr Rosemarie Harris	RH	Executive Leader
Cllr Stephen Hayes	SH	Portfolio Holder for Adult Services
David Powell	DP	Acting Deputy Chief Executive
Jane Thomas	JT	Head of Financial Services
Jeremy Evans	JeE	Performance Audit Director, Wales Audit Office
Phil Hodgson	PH	WLGA Adviser
Rachel Thomas	RT	WLGA Adviser

1. TERMS OF REFERENCE

This Board, in the Minister's view, will continue in its current form for about six months, to enable Dr Caroline Turner to embed herself as Chief Executive; the scope of the Board will be reviewed in summer 2019. It was reiterated that this Board is advisory, and the remit is set out in section 3 of the Terms of Reference.

JS referenced the Minister's letter, which was sent to the Leader today. The priorities for the Board, and those highlighted by the authority, had been discussed between JS, MM and AB prior to the Board.

2. MINUTES AND ACTIONS OF THE LAST MEETING

The minutes of the last meeting were agreed as a true record, with the exception that a bullet point “greater corporate oversight” was omitted; this particularly important point will be included within the amended minutes.

2.1. Updates / Comments on Actions

All actions required for this meeting have been undertaken. Item 5.5: EP will discuss the ‘Whole System Review’ back PH and JSa prior to bringing back to the meeting.

3. ADULT SERVICES

3.1. Adult Services Performance Report

DO provided a brief overview of the report.

The budget pressure was referenced; individual service providers will be negotiated with on a case-by-case basis to assess the risk to the Adult Social Care Service.

ACTON: DO and AB will schedule a presentation for a future Board meeting about the Service’s transformation agenda, including the sustainability journey, partnerships, technology, and funding care services, in relation to the next three to five-year period.

RECOMMENDATION: To include a brief paragraph in the report (what are we worried about) relating to the transformation agenda.

RECOMMENDATION: To ensure that all items on page 26 (strategic focus) are populated to enable assurance to be gained.

Page 5 (percentage of assessments to service) was noted: this data will always remain variable, depending on the delay in service being commissioned; the stat cannot be calculated retrospectively; there is a lag. AB noted that these indicators are to identify the shift in culture, and enable the impact to be monitored.

3.2. Progress Against CIW Actions (Revised CIW Monitoring Visit Plan)

DO provided a verbal overview of the draft re-shaping plan. Additional sections have been included as a result of the monitoring visit.

RECOMMENDATION: To discuss - outside of the Board meetings - whether the success measures guides (M1, M2 etc.) could be enhanced by including a target percentage, which would show what ‘good’ looks like for the authority.
ACTION: DO to arrange.

The Progress Against CIW Actions document was not provided for discussion at this meeting.

4. CORPORATE LEADERSHIP AND GOVERNANCE

EP provided a verbal update. The authority’s existing reports – and reporting cycle – is being utilised to avoid duplication of work for items that are brought to the Board. Quarterly reporting is undertaken across all services across the organisation, including

the top 20 indicators, and the Vision 2025 items. Quarter three reporting is in progress, and will be brought to a future meeting. Corporate Finance reports are completed monthly. Yesterday's planned Transformation Delivery Board was cancelled due to the prioritisation of the budget, and inclement weather; the meeting will be rearranged and will focus on the Mid Wales Growth Deal (a draft Inter Authority Agreement is available), as well as the draft Digital Transformation Strategy, the PTHB North Powys Well-being Programme, which is interdependent with 21st Century Schools programme, and the Community Hubs and the county-wide proposals.

Vanessa Young has been appointed as the Corporate Director – Transformation.

EP provided a confidential example of excellent corporate collaborative working; the corporate buy-in to the corporate agenda has been vital; SH noted that these linkages were not in place two years ago, and the positive change is demonstrable.

A feasibility study for a joint services hub has been commissioned and includes various internal and external collaborations to best use resources.

MM highlighted that the new Executive Management Team has been appointed; the model will be operational as from 01 March 2019. The recruitment of the Head of Service posts will be concluded shortly. EP noted that core support services are being transitioned back into the relevant services to clarify and streamline the links; a consultation with staff is due shortly.

5.	BREAK - (10 MINUTES)
----	-----------------------------

6.	CHILDREN'S SERVICES
----	----------------------------

6.1. Children's Services Performance Report

JC provided a verbal overview, and noted the difficulty one particular team experienced due to reduced service resilience e.g. from agency staff choosing not to work over the Christmas period. The HR system does not enable the data to exclude the supervisions for staff on sickness absence or suspension; the true achievement level is 95% and not the 91% the system reports. The number of assessments closed without action has reduced to 58%.

JS queried the sentence on page 78: *“Amend the Children’s Services Performance Report to take out figures which do not really tell us anything about the impact on children and replace with more meaningful data.”* and JC provided the example of the number of reassessments completed during the period is not meaningful, and does not provide any useful information. **RECOMMENDATION: that the authority reflect on potential improvements to the report and liaise with CIW and discuss with the Board etc. prior to removing any items from the performance report.** EP highlighted that the report is required to enable the service to undertake their work, and as such changes will need to reflect the service needs; the service own the report. MM noted that ‘good KPIs’ can hide poor practice, and the deep dives are a key focus.

AD requested that JS consider that the Board undertake a deep dive around the sustainability of the workforce at the earliest opportunity. JSa requested an update on

what progress has been made as to the current workforce acting as advocates, and other routes for recruiting Social Workers; JS requested that the wider workforce issues be discussed at an upcoming workshop. **ACTION: AB will schedule the Children’s and Adults transformation as the deep dive for the next workshop, followed by the workforce for the next workshop, and then signs of safety. ACTION: AB will draft and circulate the schedule to the Board by the next meeting to provide clarity on the programme being considered.** AB noted that in the CIW report two-thirds of staff felt supported, and two-thirds would not recommend Powys County Council as an employer; the events that the service hold with employee reps are helping to highlight and address these concerns.

There are 26 children waiting to be placed; JC noted that the senior manager (regional) has been tasked with bring a proposal to a future regional heads of service meeting to help to address this, as the process/system isn’t currently working.

The restructure will be implemented during April to ensure a smooth and comprehensive handover of cases and work. Care orders will, wherever possible, be discharged. The panel, which was set up late last year, has started delivering the outcomes that were hoped for.

6.2. Progress Against CIW Recommendations

JSa noted that the item on page 109 “*An assurance mechanism must be implemented as a priority to ensure compliance with legislation, statutory guidance and protocols with regard to looked after children and children at risk.*” is currently showing a blue BRAG rating; the assurance mechanism is in place (complete), but the narrative within the document details the additional work that the authority is undertaking to ensure compliance. **RECOMMENDATION: That the phrase ‘proposed to move to business as usual’, and the BRAG colour column, are removed from the reports to the Board in future to provide greater clarity.**

6.3. Revised Action Plan and Update on Actions Completed Since the Inspection

The document was not discussed during the meeting.

6.4. Update: Review of Arrangements for Children Subject to Placement orders

The Board received and noted the report. AD suggested that the authority undertake a deep dive of the management of placements. **ACTION: AB to build into the forward work plan.**

6.5. Cost of Placements: Updated Information

The Board received and noted the report, which was provided for information. AB confirmed that the updated information is being utilised whilst developing strategies.

Continued

7.	FINANCIAL OVERVIEW AND FORECAST
----	----------------------------------------

JSa provided an update, as DP was in a budget meeting. JSa was happy with the approach, and stressed that the authority will need to plan budgets exceeding one-year cycles. JSa strongly recommended that the elected Members consider applying the maximum council tax.

MM noted that the process has been robust; this year, the authority has tested each proposal for robustness. It was acknowledged that there are options for delivering a balanced budget, but the 'pinch points' are under discussion. The Medium Term Financial Plan is also ongoing and is integrated into budget discussions.

ACTION: MM/DP to provide the Board with assurance that the final budget provision, cost pressures, risks etc. are appropriately embedded in the Council's final budget decision.

8. REPORT: LEGAL SUPPORT

AB advised that she met with the Legal team following the last meeting; there is an absolute commitment to work together collaboratively, and to iron out any internal matters arising. JS advised that the Board had not been assured on this item. MM agreed, referring to page 107 [performance report], which states: "The capacity of legal services remains problematic for Children's Services and the working relationship between the services needs to be improved." **ACTION: AB and MM to liaise with the head of Legal to revisit the situation, and will provide an updated report (jointly authored by AB and the Head of Legal) that identifies the 'internal matters arising' that require further development, and provides assurance that nothing is delayed or problematic due to a lack of support.**

A query was raised regarding Legal support for Adult Social Services. **RECOMMENDATION: That consideration be given to identifying legal team members designated to work with Adult Services.** It was noted that the Head of Legal advises – or allocates an appropriate colleague to advise – Adult Services on matters arising. AB confirmed that the Head of Legal will be joining Social Services colleagues at upcoming meetings with PTHB etc.

9. EXTERNAL ADVISOR / INDEPENDENT MEMBER UPDATES

No updates were provided for this meeting.

10. CONSIDERATION OF FUTURE BOARD DATES

The suggested Board meeting dates for August to December 2019 were discussed, and these will be reviewed to try to move them to the last Wednesday of each month.

11. DATES OF FUTURE MEETINGS (CONFIRMED)

- 27th February 2019
- 1st May 2019
- 26th June 2019
- 27th March 2019
- 5th June 2019

12. NOTE REGARDING THE COUNCIL BUDGET

Council Budget

- DP and JT have been liaising with JSa to discuss the Council's budget situation prior to the Council agreeing the budget.

Jack Straw, Independent Chair



Actions from Improvement and Assurance Board held on 30 January 2019

	<u>Item Number</u>	<u>Page Number</u>	<u>Owner</u>	<u>Action</u>	
	1.	3.1.	2	DO and AB	DO and AB will schedule a presentation for a future Board meeting about the [Adult] Service's transformation agenda, including the sustainability journey, partnerships, technology, and funding care services, in relation to the next three to five-year period.
	2.	6.1.	4	AB	AB will schedule the Children's and Adults transformation as the deep dive for the next workshop, followed by the workforce for the next workshop, and then signs of safety. ACTION: AB will draft and circulate the schedule to the Board by the next meeting to provide clarity on the programme being considered.
3 4 Page 65		6.4.	4	AB	AB to build [deep dive of the management of placements] into the forward work plan.
		7.	5	MM and DP	MM/DP to provide the Board with assurance that the final budget provision, cost pressures, risks etc. are appropriately embedded in the Council's final budget decision.
	5.	8.	5	AB and MM	AB and MM to liaise with the head of Legal to revisit the situation, and will provide an updated report (jointly authored by AB and the Head of Legal) that identifies the 'internal matters arising' that require further development, and provides assurance that nothing is delayed or problematic due to a lack of support.

Delegated Decision List

28 February	Portfolio Holder for Corporate Governance, Housing and Public Protection	Approved the Council's Common Allocations Scheme, with effect from April 1st, 2019.
19 March	Portfolio Holder for Highways, Recycling and Assets	Authorised the local highway authority to commence the legal public consultation procedure for the proposed traffic regulation order for the Modification of Amenity Weight Limit Order relating to various county roads in Newtown as a consequence of the Newtown Bypass, and if no substantive objections are received implement the prohibition of driving Order in accordance with the Local Authorities' Traffic Orders (Procedure) (England and Wales).
19 March	Portfolio Holder for Highways, Recycling and Assets	Authorised the local highway authority to commence the legal public consultation procedure for the proposed traffic regulation order for the Modification of Speed Limit Orders relating to various county roads in Newtown as a consequence of the Newtown Bypass, and if no substantive objections are received implement the prohibition of driving Order set out in Appendix C to the report in accordance with the Local Authorities' Traffic Orders (Procedure) (England and Wales) Regulations 1996.
19 March	Portfolio Holder for Highways, Recycling and Assets	Approved the sale of 1 Ddole Road, Llandrindod Wells.

This page is intentionally left blank

Cabinet Date	Cabinet/EM Title	Portfolio Holder	Lead	Decision Maker
26/03/19	12/03/19 Budget Outturn as at February 2019	Aled Wyn Davies	Jane Thomas	Cabinet
		Myfanwy Catherine		
26/03/19	12/03/19 Schools Major Improvements Programme	Alexander	Marianne Evans	Cabinet
26/03/19	Inter Authority Agreement with Ceredigion County Council	Rosemarie Harris	Clive Pinney	Cabinet
26/03/19	Celtic Energy	Aled Wyn Davies	Ann Owen	Cabinet
29/03/19	Llandrindod On-Street Parking	Phyl Davies	Tony Caine	Portfolio Holder
30/04/19	Parking Charges and Concessions	Phyl Davies	Tony Caine	Portfolio Holder
		Myfanwy Catherine		
30/04/19	09/04/19 Post 16 Review update	Alexander	Marianne Evans	Cabinet
30/04/19	09/04/19 School Organisation Proposal Banw and Llanerfyl Schools	Aled Wyn Davies	Marianne Evans	Cabinet
30/04/19	09/04/19 Gender Pay report	James Evans	Bets Ingram	Cabinet
30/04/19	09/04/19 HRA Business Plan	James Evans	Dafydd Evans	Cabinet
30/04/19	09/04/19 Housing association development programme (PDP)	James Evans	Dafydd Evans	Cabinet
30/04/19	09/04/19 Supplementary Planning Guidance - Renewable Energy & Landscape	Martin Weale	Peter Morris	Cabinet
30/04/19	Highways Capital	Phyl Davies	Shaun James	Portfolio Holder
30/04/19	09/04/19 Feasibility Study	James Evans	Nia Hughes	Cabinet
30/04/19	09/04/19 Children's Pledge	Rachel Powell	Daniel Harper	Cabinet
30/04/19	09/04/19 Transfer of properties from general fund to Housing	Phyl Davies	Natasha Morgan	Cabinet
30/04/19	09/04/19 Upper House Farm, Crickhowell	Phyl Davies	Natasha Morgan	Cabinet
30/04/19	09/04/19 Corporate Asset Policy Review	Phyl Davies	Natasha Morgan	Cabinet
30/04/19	09/04/19 The development of extra care housing across the county and the disposal of Neuadd Maldwyn, Welshpool	Phyl Davies	Dylan Owen	Cabinet
		Myfanwy Catherine		
30/04/19	09/04/19 Newtown Strategic Outline Case	Alexander	Marianne Evans	Cabinet
30/04/19	09/04/19 Foster Care Support Offer	Rachel Powell	Jan Coles	Cabinet
30/04/19	09/04/19 Supported Living Framework	Cllr Stephen Hayes	Dylan Owen	Portfolio Holder
30/04/19	09/04/19 Local Authority Trading Company/HWBS	Aled Wyn Davies	Nicola Williams	Cabinet
21/05/19	07/05/19 Implications of Grenfell (awaiting Inspector's report)	Martin Weale	Ian Maddox	Portfolio Holder
21/05/19	07/05/19 Public toilets strategy	Martin Weale	Peter Morris	Cabinet
21/05/19	07/05/19 Treasury Management Quarter 4 report	Aled Wyn Davies	Ann Owen	Cabinet
21/05/19	07/05/19 Annual employment monitoring report	James Evans	Bets Ingram	Cabinet

21/05/19	07/05/19	Light review of the Strategic Equality Plan	James Evans	Bets Ingram	Cabinet
		Evaluation of the impact of the roll out of full service universal credit			
21/05/19	07/05/19	on HRA rent arrears	James Evans	Dafydd Evans	Cabinet
21/05/19	07/05/19	Budget Outturn as at 31 March 2019	Aled Wyn Davies	Jane Thomas	Cabinet
21/05/19	07/05/19	Budget Outturn 2018/19	Aled Wyn Davies	Jane Thomas	Cabinet
21/05/19	07/05/19	Brecon Outline Business Case	Phyl Davies	Natasha Morgan	Cabinet
31/05/19		Lake Vrynwy	Phyl Davies	Alastair Knox	Portfolio Holder
31/05/19		Minimum Unit Prices	James Evans	Clive Jones	Portfolio Holder
18/06/19	04/06/19	HAMP	Phyl Davies	Alastair Knox	Cabinet
18/06/19	04/06/19	South Office Review	Phyl Davies	Natasha Morgan	Cabinet
18/06/19	04/06/19	Prosecution enforcement policy	James Evans	Clive Jones	Cabinet
18/06/19	04/06/19	Review of WHQS compliance policy	James Evans	Dafydd Evans	Cabinet
18/06/19		Vision 2025: Our CIP Quarter 4 2018-19 Performance Report	Aled Wyn Davies	Rhian Jones	Cabinet
		FINAL Vision 2025: Our CIP 2019/20 Update and Annual Report 2018-			
18/06/19	04/06/19	19	Aled Wyn Davies	Rhian Jones	Cabinet
18/06/19	04/06/19	Towards 2040 (PSB Well-being Plan) Annual Report	Aled Wyn Davies	Rhian Jones	Cabinet
18/06/19	04/06/19	Medium Term Financial Strategy	Aled Wyn Davies	Jane Thomas	Cabinet
18/06/19	04/06/19	School Reorganisation – Llanerfyl and Banw Objection Report	Aled Wyn Davies	Marianne Evans	Cabinet
			Myfanwy Catherine		
18/06/19	04/06/19	Specialist Centre Provision	Alexander	Imtiaz Bhatti	Cabinet
18/06/19	04/06/19	Regional Technical Statement	Martin Weale	Peter Morris	Cabinet
18/06/19	04/06/19	Health & Care Strategy – Statements of Intent	Cllr Stephen Hayes	Dylan Owen	Cabinet
18/06/19	04/06/19	Prosecution Enforcement Policy	James Evans	Clive Jones	Cabinet
			Myfanwy Catherine		
18/06/19	04/06/19	School Balances	Alexander		Cabinet
09/07/19	25/06/19	Strategic Equality Plan End of Year Monitoring Report	James Evans	Bets Ingram	Cabinet
09/07/19	25/06/19	Local Housing Market Assessment	James Evans	Dafydd Evans	Cabinet
09/07/19	25/06/19	Implementation of the Renting Homes Act 2014	James Evans	Dafydd Evans	Cabinet
09/07/19	25/06/19	HRA New Build Programme	James Evans	Dafydd Evans	Cabinet
09/07/19	25/06/19	Budget Outturn Report as at 31 May 2019	Aled Wyn Davies	Jane Thomas	Cabinet
09/07/19	25/06/19	Libraries Options report following consultation	Rachel Powell	Kay Thomas	Cabinet
			Myfanwy Catherine		
09/07/19	25/06/19	Llanfyllin All Through School Objection Report	Alexander	Marianne Evans	Cabinet

30/07/19	16/07/19	Treasury Management Review Report 2018/19	Aled Wyn Davies	Ann Owen	Cabinet
30/07/19	16/07/19	Treasury Management Quarter 1 Report	Aled Wyn Davies	Ann Owen	Cabinet
30/07/19	16/07/19	Budget Outturn Report as at 30 June 2019	Aled Wyn Davies	Jane Thomas	Cabinet
30/07/19	16/07/19	Corporate Safeguarding 6 Monthly Update	Clr Stephen Hayes	Alison Bulman	Cabinet
17/09/19	03/09/19	Outcome of the tenants' satisfaction survey	James Evans	Dafydd Evans	Cabinet
17/09/19	03/09/19	Budget Outturn as at 31 July 2019	Aled Wyn Davies	Jane Thomas	Cabinet
30/09/19		Consolidation of Parking	Phyl Davies	Shaun James	Portfolio Holder
30/09/19		Highways Winter Plan	Phyl Davies	Shaun James	Portfolio Holder
30/09/19		Consolidation for speed limits	Phyl Davies	Tony Caine	Portfolio Holder
08/10/19	24/09/19	3 x Supplementary Planning Guidance	Martin Weale	Peter Morris	Cabinet
08/10/19	24/09/19	National Development Framework – Welsh Government consultation	Martin Weale	Peter Morris	Cabinet
08/10/19	24/09/19	Budget Outturn as at 31 August 2019	Aled Wyn Davies	Jane Thomas	Cabinet
05/11/19	22/10/19	Treasury Management Quarter 2 Report	Aled Wyn Davies	Ann Owen	Cabinet
05/11/19	22/10/19	HRA Asset Management Strategy	James Evans	Dafydd Evans	Cabinet
05/11/19	22/10/19	Budget Outturn as at 30 September 2019	Aled Wyn Davies	Jane Thomas	Cabinet
27/11/19	12/11/19	Council Tax Base	Aled Wyn Davies	Andrew Griffiths	Cabinet
27/11/19	12/11/19	School Balances	Myfanwy Catherine Alexander		Cabinet
17/12/19	03/12/19	Budget Outturn as at 31 October 2019	Aled Wyn Davies	Jane Thomas	Cabinet
21/01/20	07/01/20	Regional Technical Statement - Minerals	Martin Weale	Peter Morris	Cabinet

This page is intentionally left blank